




# DENTAL INSTRUMENTS

 [www.ranaaqeelsurgical.com](http://www.ranaaqeelsurgical.com)

 [info@ranaaqeelsurgical.com](mailto:info@ranaaqeelsurgical.com)



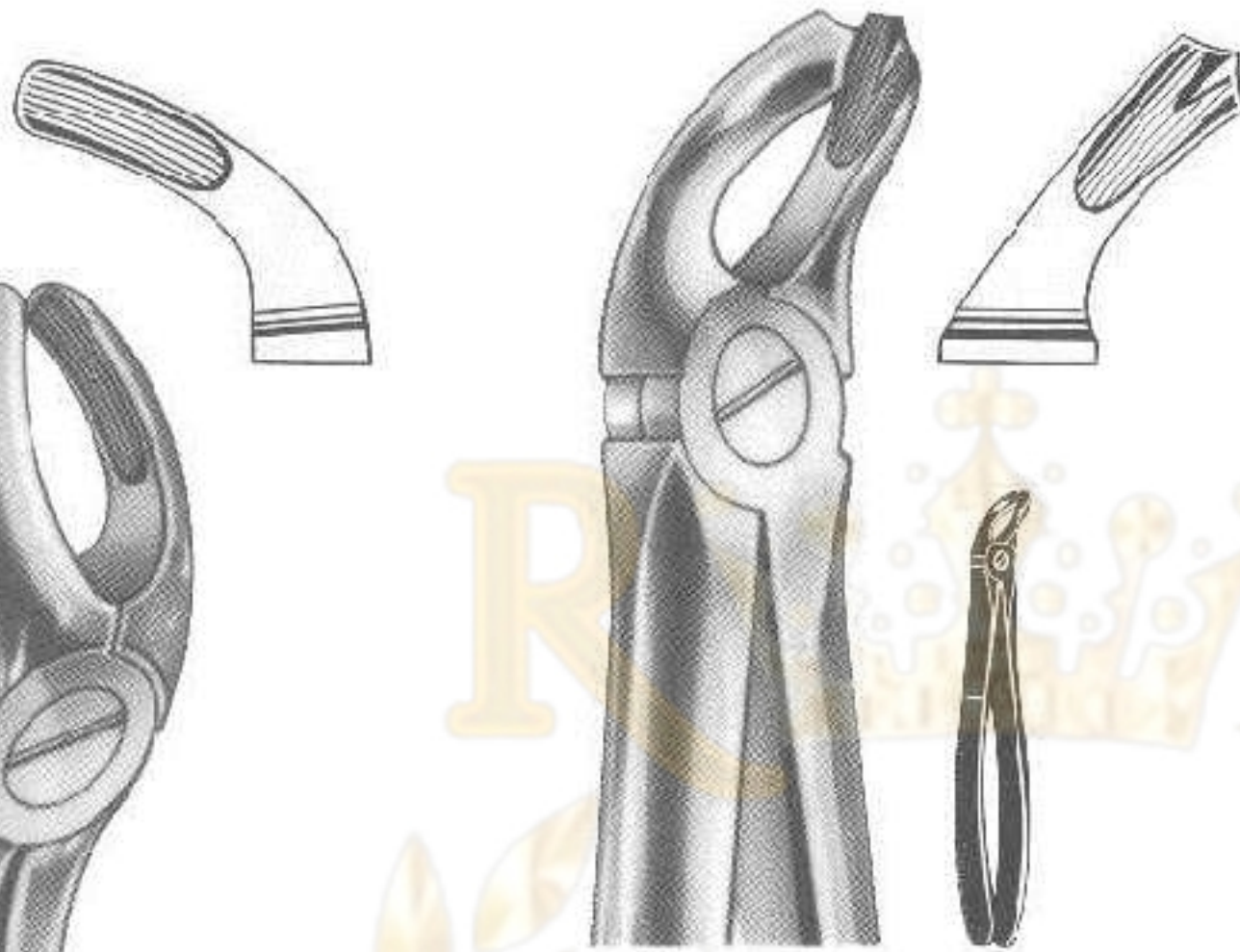




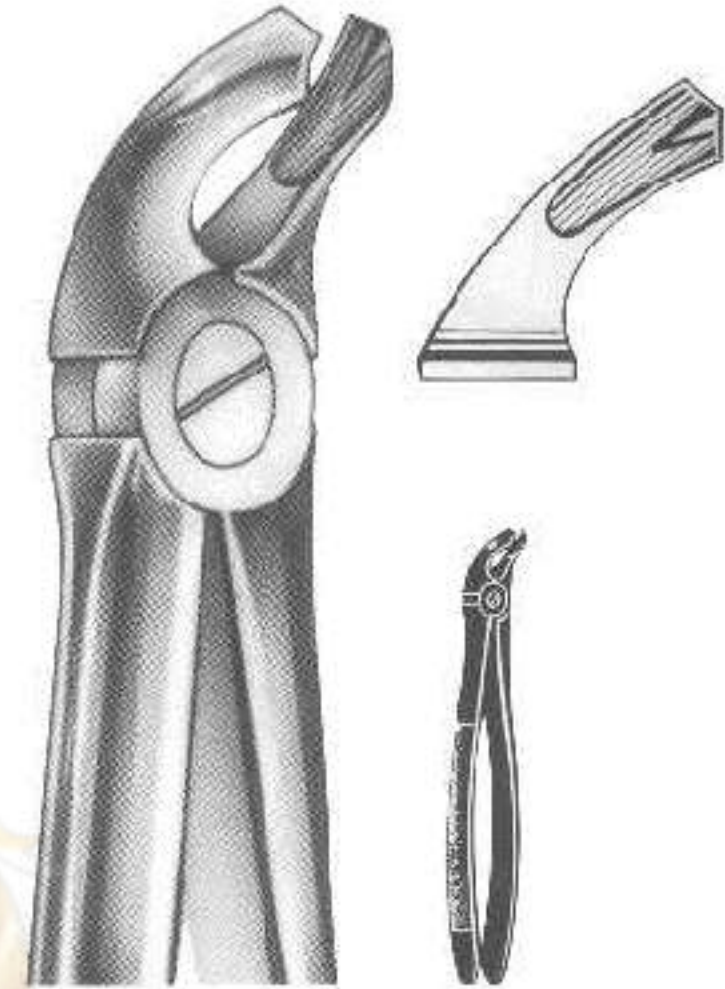
# Extracting Forceps - English Pattern



**1006**  
Fig 19  
upper wisdoms



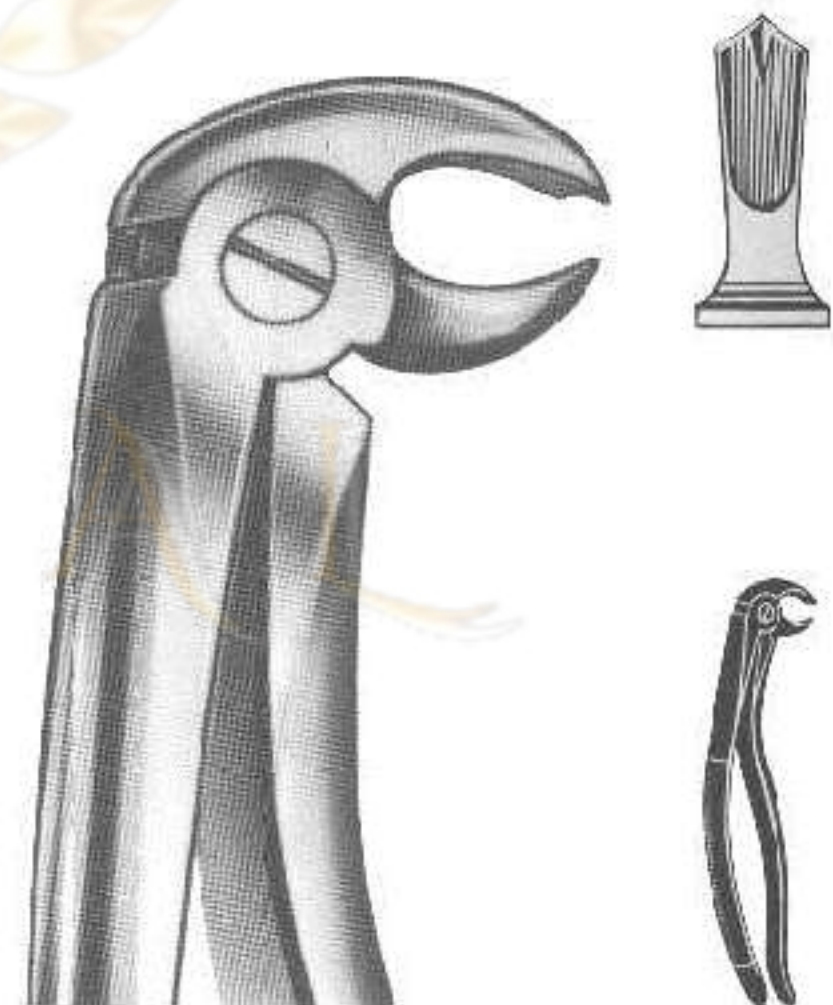
**1007**  
Fig 20  
lower wisdoms



**1008**  
Fig 21  
lower molars



**1009**  
Fig 22  
lower molars



**1010**  
Fig 22 A  
Albrecht  
lower molars





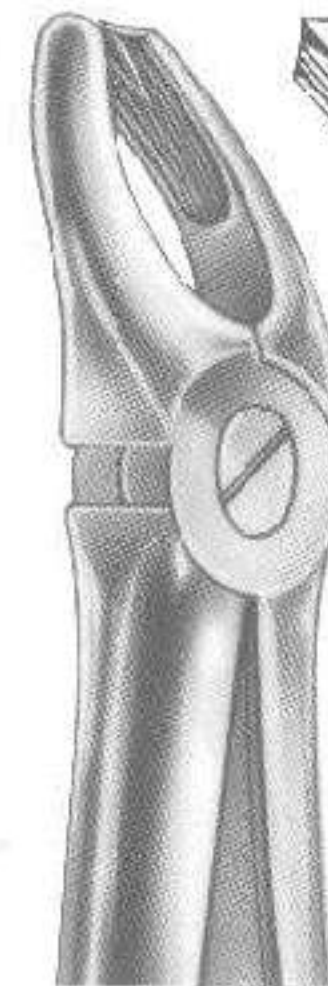
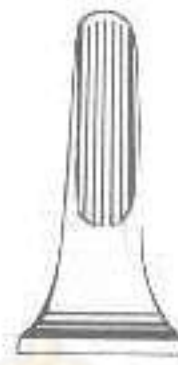
# Extracting Forceps - English Pattern




**1001**  
Fig 8  
lower premolars



**1002**  
Fig 13  
lower premolars



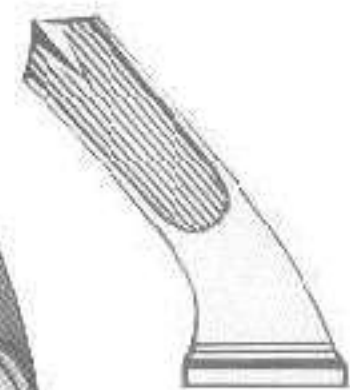
**1003**  
Fig 17  
upper molars, right



**1004**  
Fig 18  
upper molars, left



**1005**  
Fig 18 A  
upper molars







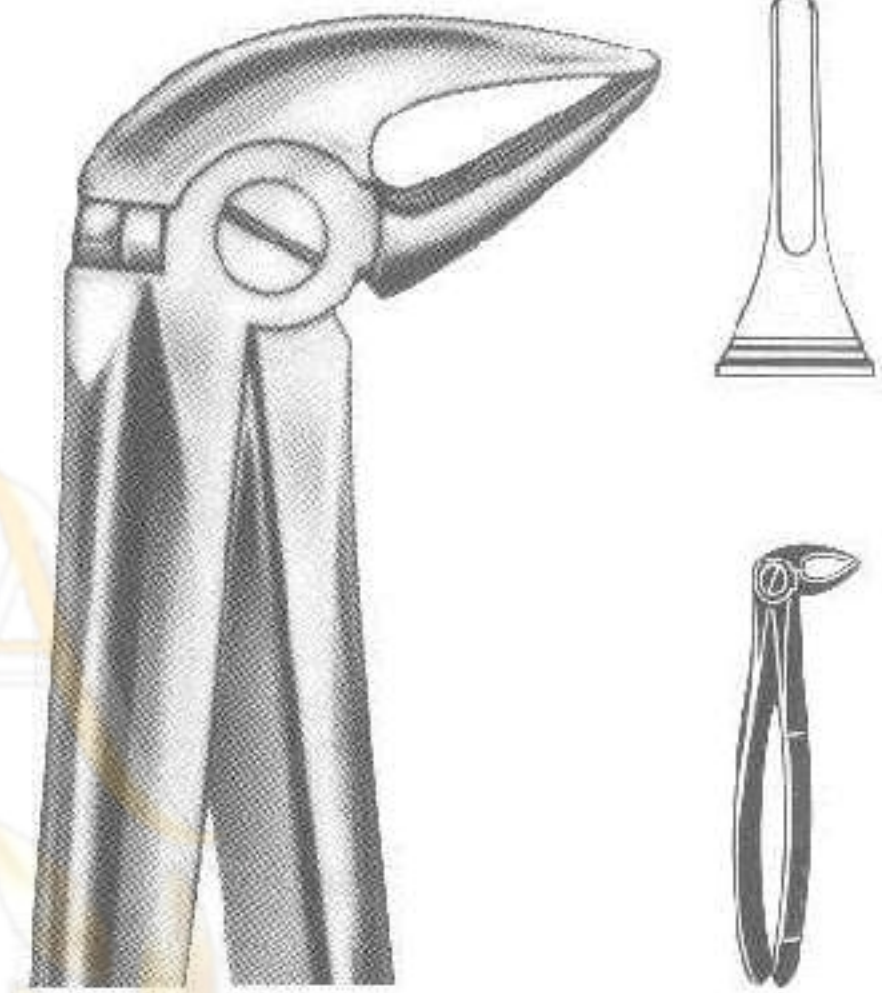
# Extracting Forceps - English Pattern



**1011**  
Fig 33 A  
lower roots



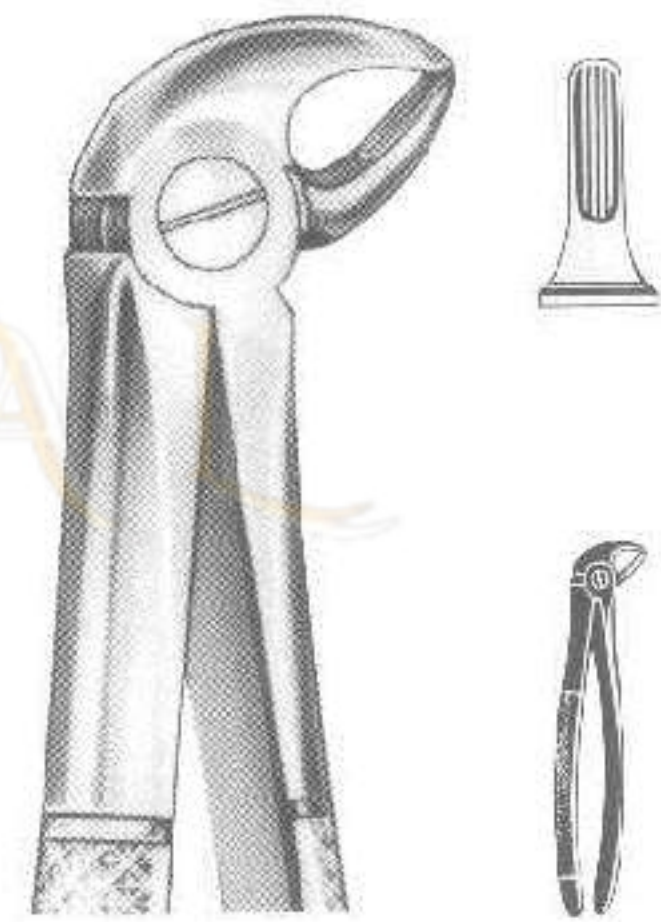
**1012**  
Fig 33 B  
lower roots



**1013**  
Fig 33 L  
lower roots



**1014**  
Fig 33 L  
lower roots

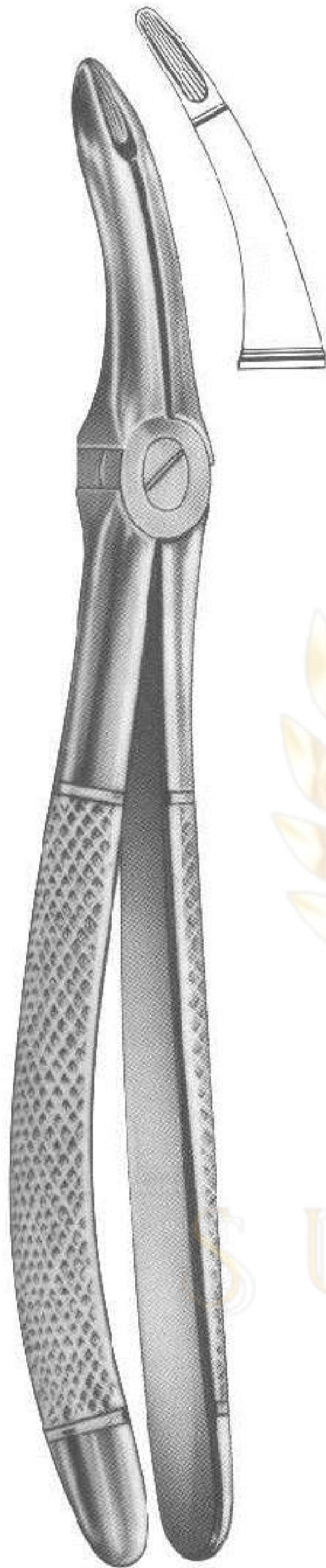


**1015**  
Fig 33 S  
lower roots, for children

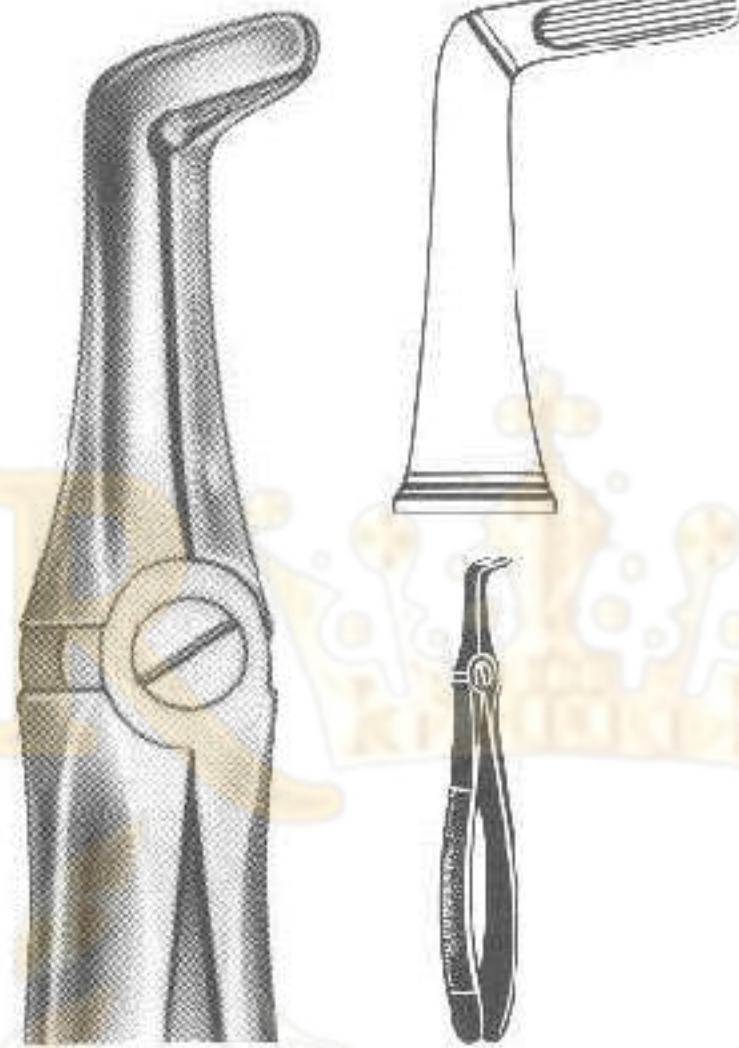




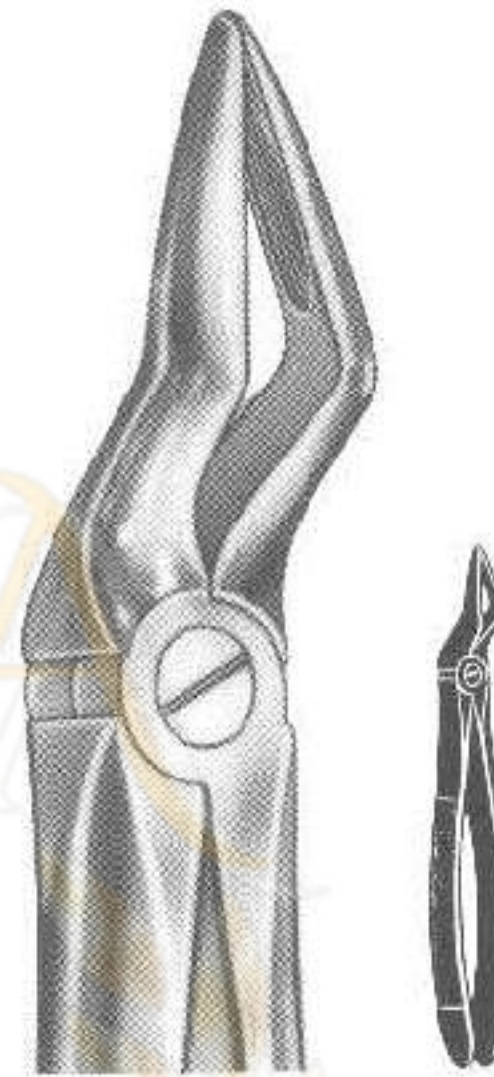
# Extracting Forceps - English Pattern



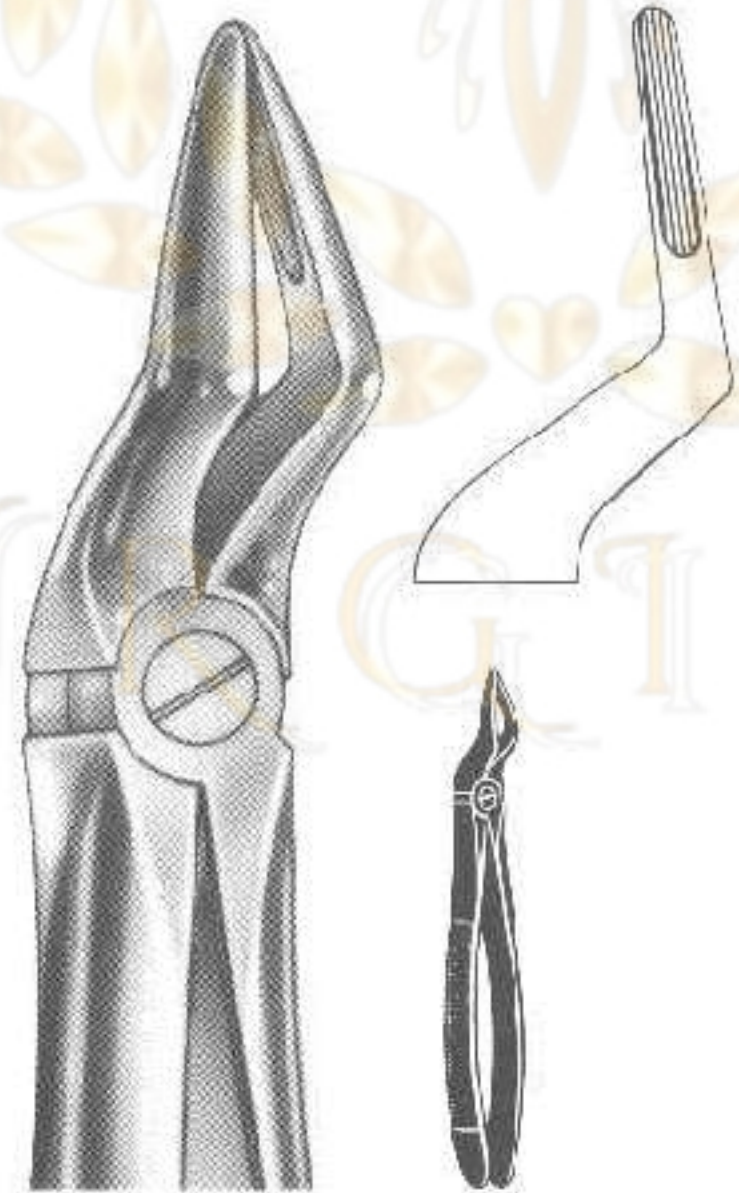
**1016**  
Fig 44  
upper roots



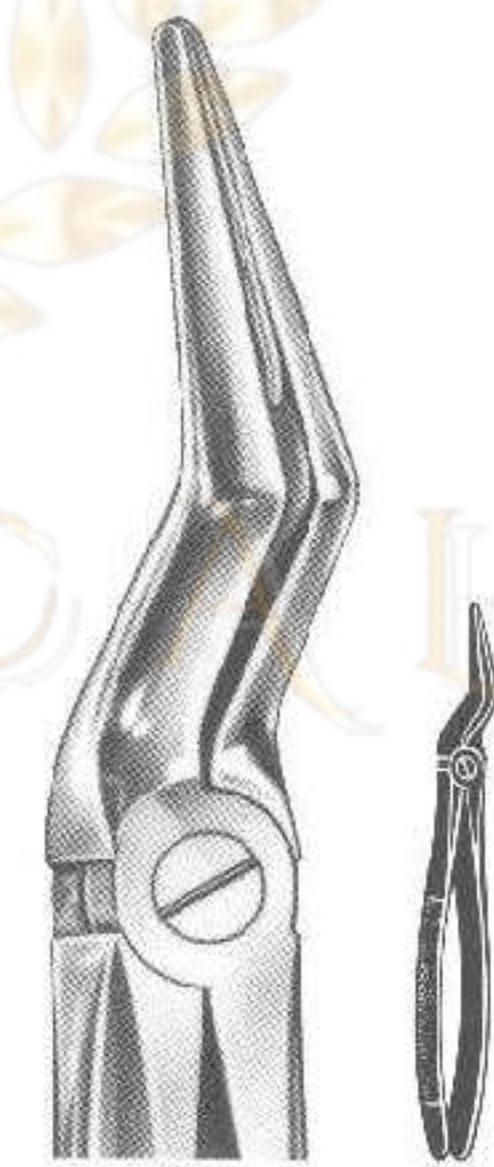
**1017**  
Fig 45  
lower roots



**1018**  
Fig 12  
upper roots



**1019**  
Fig 51 A  
upper roots



**1020**  
Fig 51 L  
upper roots

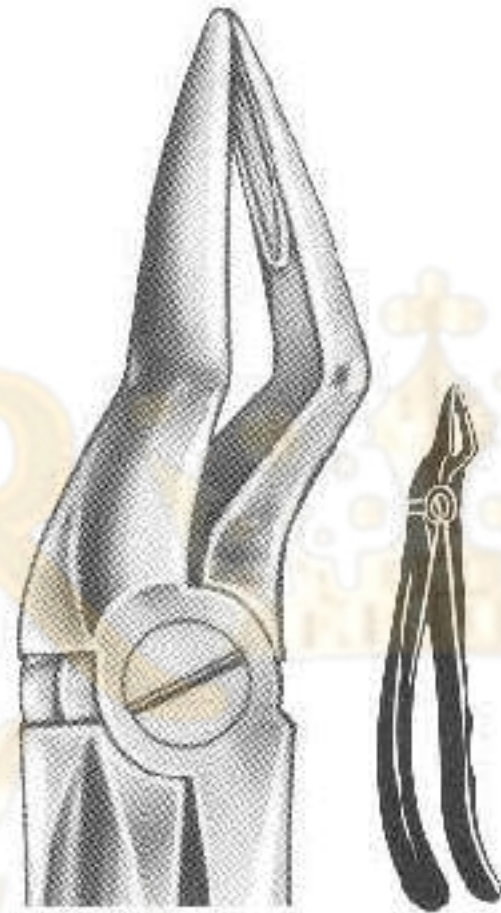
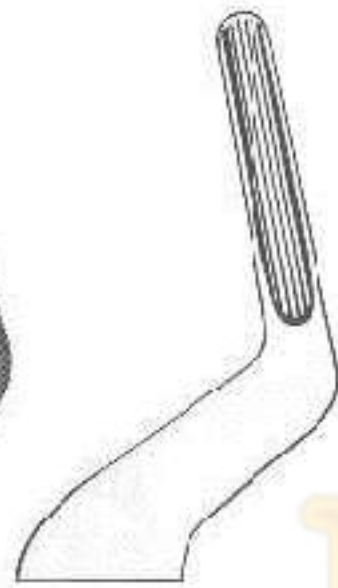




# "Relax" - Extracting Forceps



**Relax 1021**  
Fig 51  
upper roots



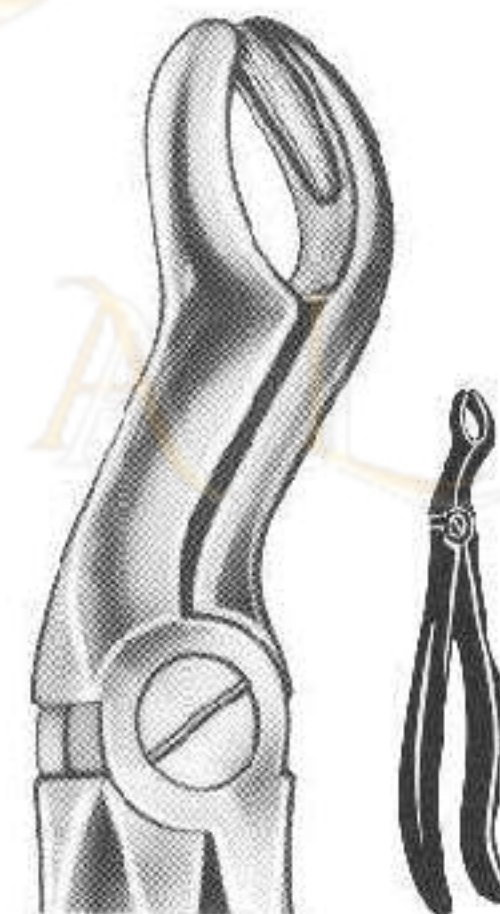
**Relax 1022**  
Fig 51 A  
upper roots



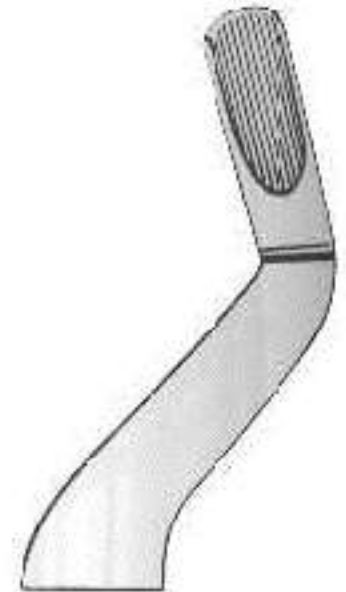
**Relax 1023**  
Fig 51 L  
upper roots



**Relax 1024**  
Fig 67  
upper wisdoms



**Relax 1025**  
Fig 67 A  
upper wisdoms








# Extracting Forceps For Children - English Pattern



**1026**  
Fig 37  
Upper incisors



WITH SERRATED TIPS

**1027**  
Fig 39  
Upper molars



WITH SERRATED TIPS

**1028**  
Fig 39 R  
Upper molars, right



WITH SERRATED TIPS

**1029**  
Fig 39 L  
Upper molars, left



WITH SERRATED TIPS

**1030**  
Fig 515  
Upper roots





# Extracting Forceps For Children, English Pattern



**Klein  
1031**  
Fig 6  
lower molars

**Klein  
1033**  
Fig 5  
lower incisors

**Klein  
1034**  
Fig 139  
upper premolars





# Extracting Forceps - English Pattern



**1035**  
Fig 43 A  
Fractured or decayed  
upper teeth



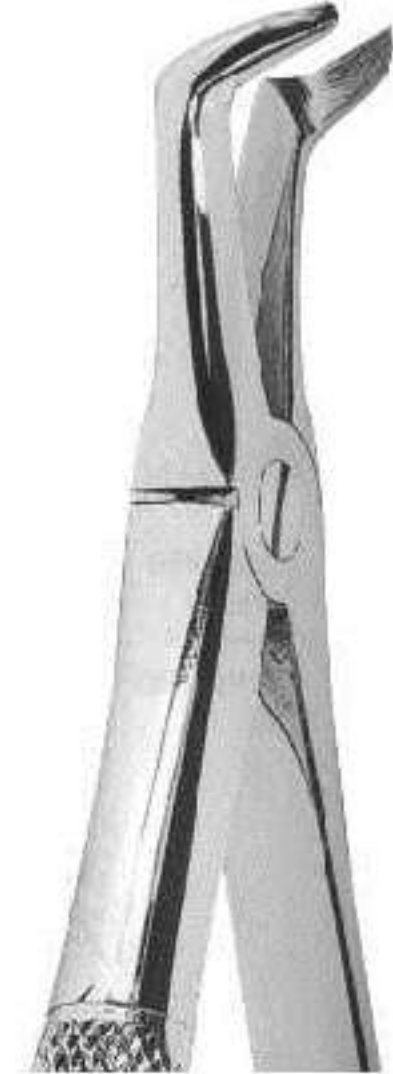
WITH SERRATED  
TIPS



**1036**  
Fig 44  
Upper roots



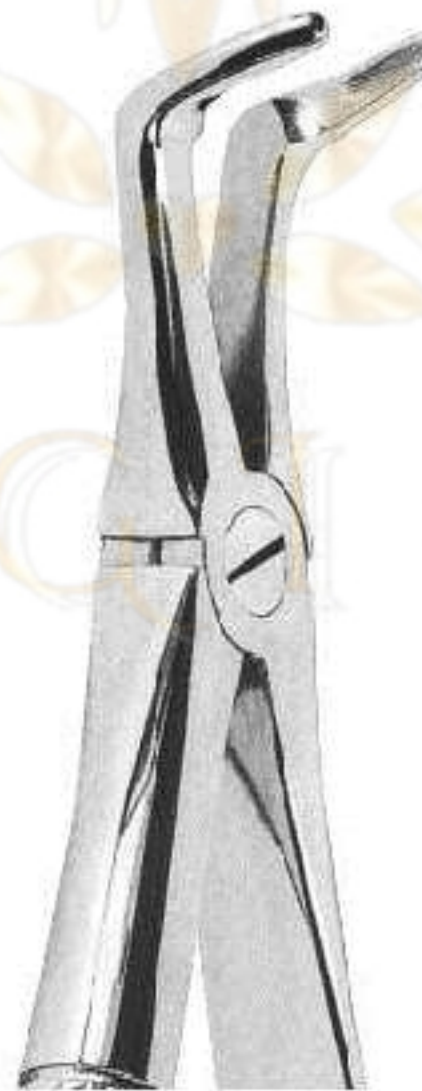
WITH SERRATED  
TIPS



**1037**  
Fig 45  
Lower roots



WITH SERRATED  
TIPS



**1038**  
Fig 46  
Lower roots



WITH SERRATED  
TIPS



**1039**  
Fig 46 L  
Lower roots



WITH SERRATED  
TIPS



# Extracting Forceps - English Pattern



**1050**  
Fig 59  
Lower roots



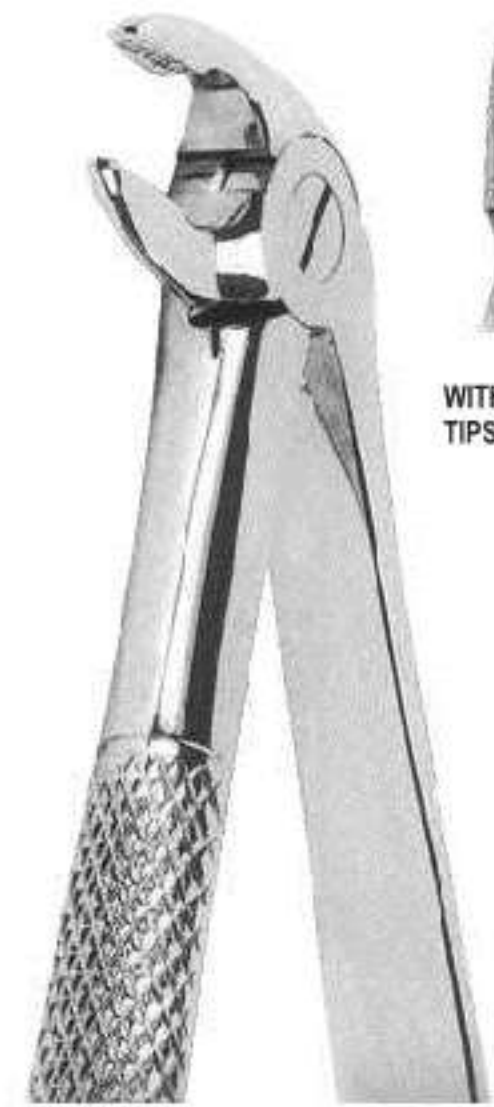
WITH SERRATED  
TIPS



**1051**  
Fig 59 L  
Lower incisor  
roots



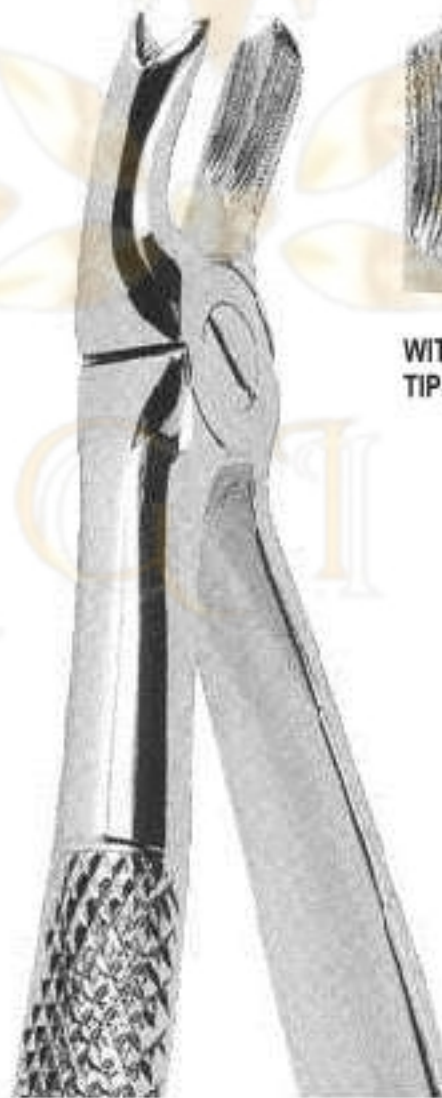
WITH SERRATED  
TIPS



**1052**  
Fig 60  
Lower roots



WITH SERRATED  
TIPS



**1053**  
Fig 65 L  
Upper molars, left



WITH SERRATED  
TIPS



**1054**  
Fig 65 R  
Upper molars, right



WITH SERRATED  
TIPS





# Extracting Forceps - English Pattern



WITH SERRATED TIPS

**1055**  
Fig 66 L  
Upper molars, left



WITH SERRATED TIPS

**1056**  
Fig 66 R  
Upper molars, right



WITH SERRATED TIPS

**1057**  
Fig 67  
Upper third molars



WITH SERRATED TIPS

**1058**  
Fig 67 A  
Upper third molars



WITH SERRATED TIPS

**1059**  
Fig 68  
Lower roots





# Extracting Forceps - English Pattern



**1060**  
Fig 67½ L  
Upper third molars, left



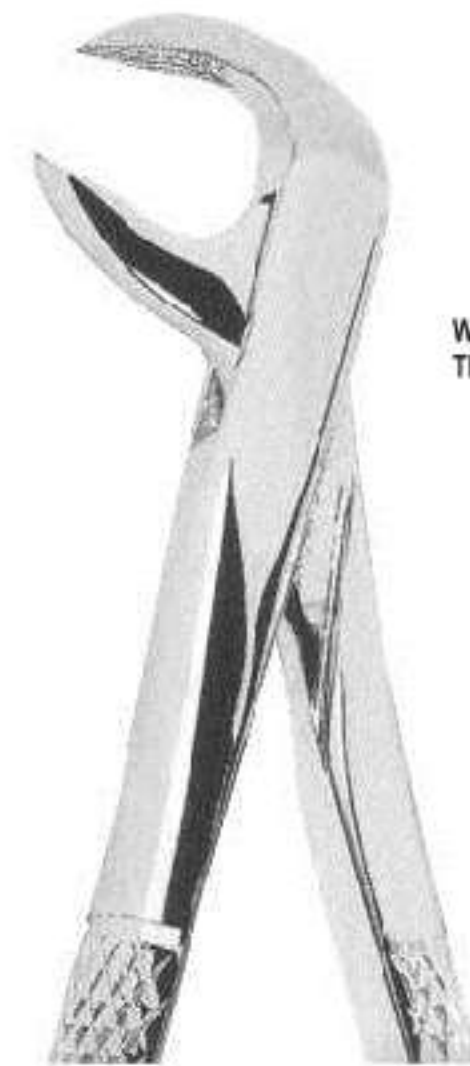
WITH SERRATED TIPS



**1061**  
Fig 67½ R  
Upper third molars, right



WITH SERRATED TIPS



**1062**  
Fig 73  
Lower molars



WITH SERRATED TIPS



**1063**  
Fig 74  
Lower roots



WITH SERRATED TIPS



**1064**  
Fig 74 M  
Lower roots



WITH SERRATED TIPS





# Extracting Forceps - English Pattern



**1065**  
Fig 74 N  
Lower roots



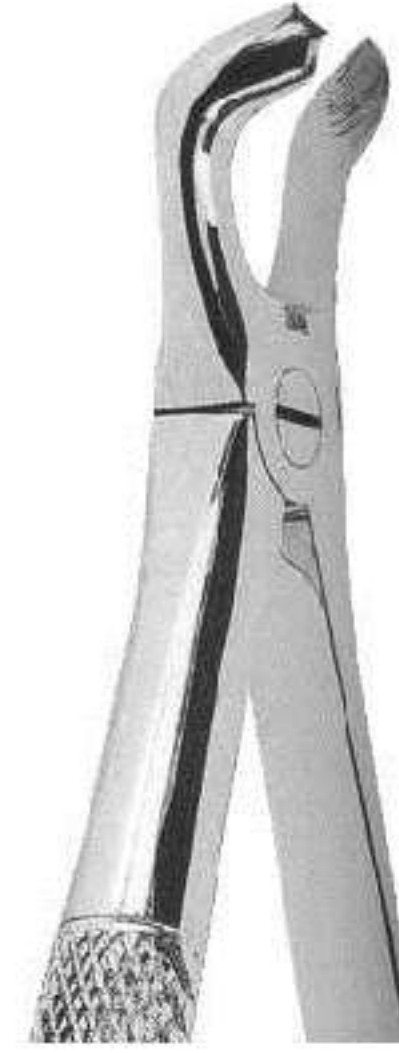
WITH SERRATED TIPS



**1066**  
Fig 75  
Lower canines and premolars



WITH SERRATED TIPS



**1067**  
Fig 79  
Lower third molars



WITH SERRATED TIPS



**1068**  
Fig 79 A  
Lower third molars



WITH SERRATED TIPS



**1069**  
Fig 79 C  
Lower third molars



WITH SERRATED TIPS





# Extracting Forceps - English Pattern



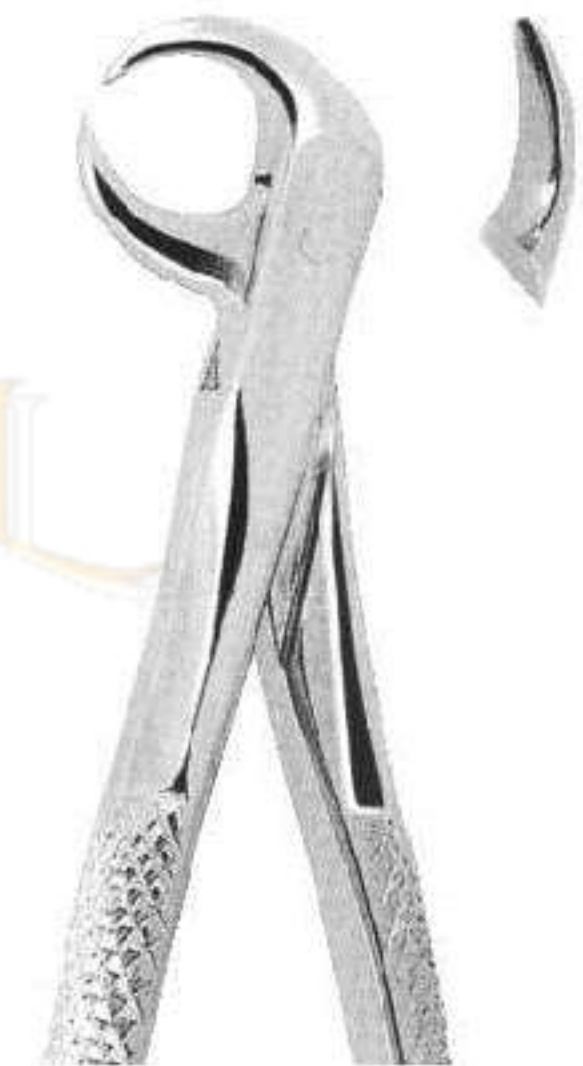
**1070**  
Fig 86 W  
Lower third molars



**1071**  
Fig 86 1/2 L  
Lower third molars, left



**1072**  
Fig 86 1/2 R  
Lower third molars, right



**1073**  
Fig 86 C  
Lower molars





# Extracting Forceps - English Pattern

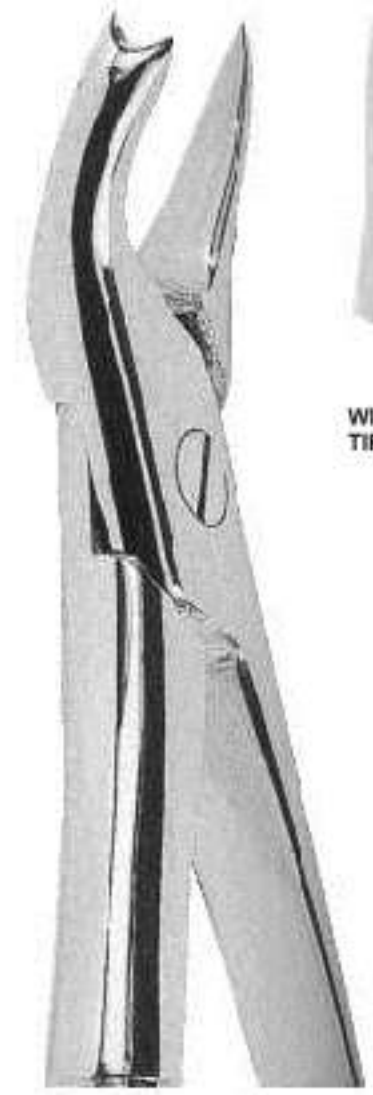


**1074**  
Fig 87  
Lower decayed molars  
or broken-down crowns



WITH SERRATED  
TIPS

**1075**  
Fig 89  
Upper molars, right



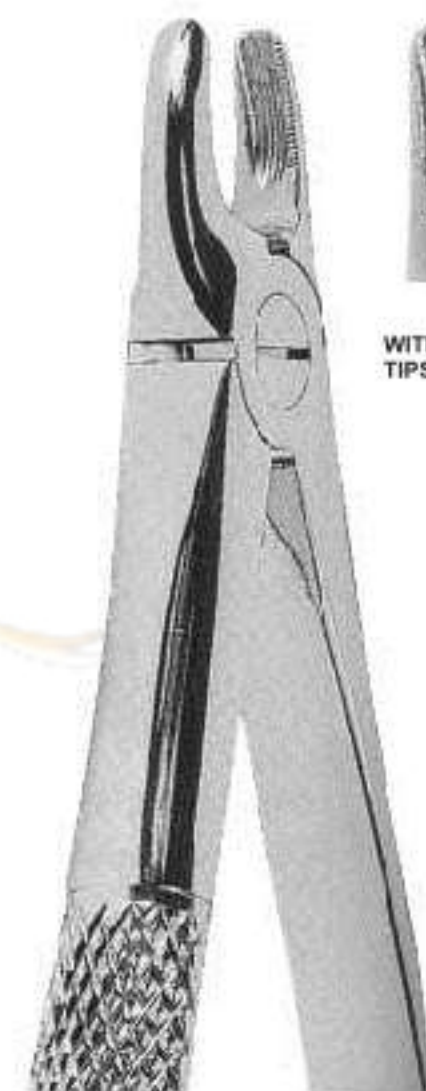
WITH SERRATED  
TIPS

**1076**  
Fig 90  
Upper molars, left



WITH SERRATED  
TIPS

**1077**  
Fig 99  
Broken-down lower molars



WITH SERRATED  
TIPS

**1078**  
Fig 107  
Upper canines





# Extracting Forceps - English Pattern



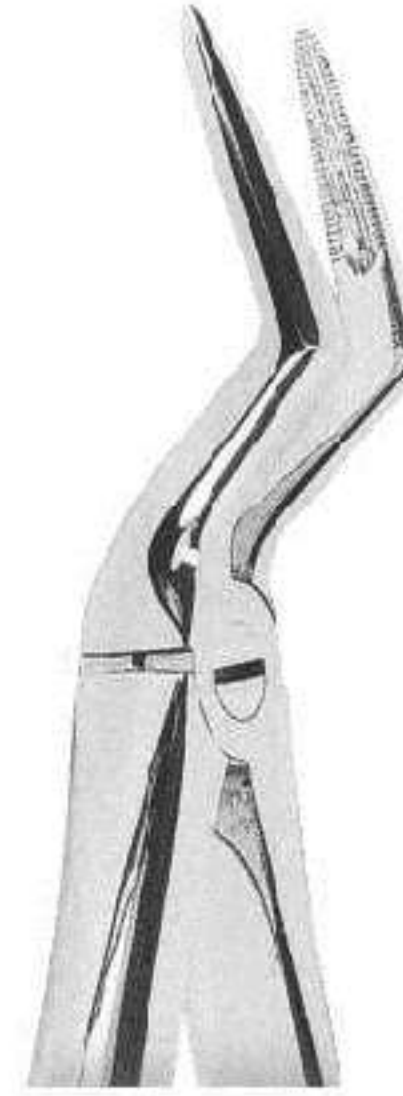
**1079**  
Fig 121  
Upper third molars

WITH SERRATED TIPS



**1080**  
Fig 145  
Lower roots

WITH SERRATED TIPS



**1081**  
Fig 151½  
Upper roots

WITH SERRATED TIPS



**1082**  
Fig 166  
Universal extracting forceps for upper teeth, in particular molars and premolars

WITH SERRATED TIPS



**1083**  
Fig 167  
Universal extracting forceps for lower teeth, in particular molars and premolars

WITH SERRATED TIPS





# Extracting Forceps - English Pattern



**1084**  
Fig 168  
Upper canines



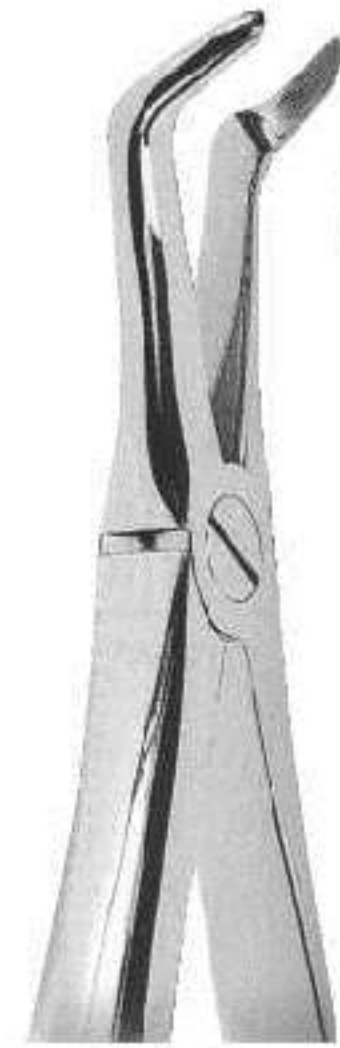
WITH SERRATED TIPS



**1085**  
Fig 169  
Lower canines



WITH SERRATED TIPS



**1086**  
Fig 346  
Lower roots



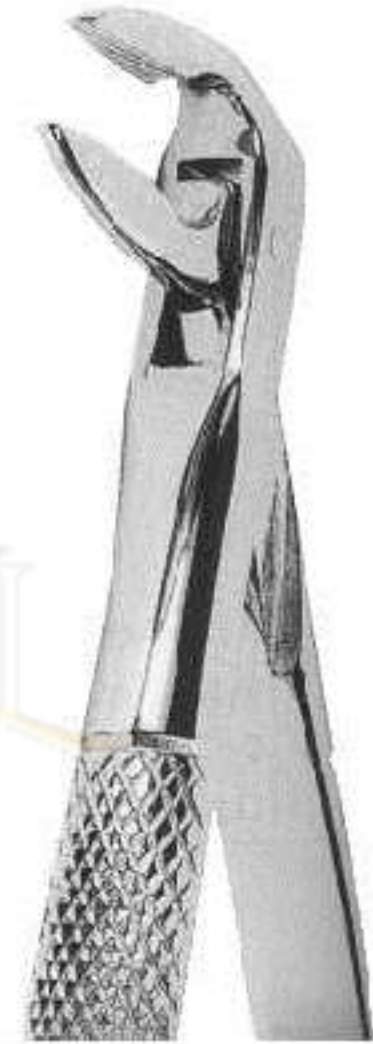
WITH SERRATED TIPS



**1087**  
Fig 349  
Upper roots



WITH SERRATED TIPS



**1088**  
Fig 359  
Lower roots



WITH SERRATED TIPS






# Extracting Forceps - Mead Pattern



**1089**  
Fig 1  
Universal extracting forcep for upper incisors and canines



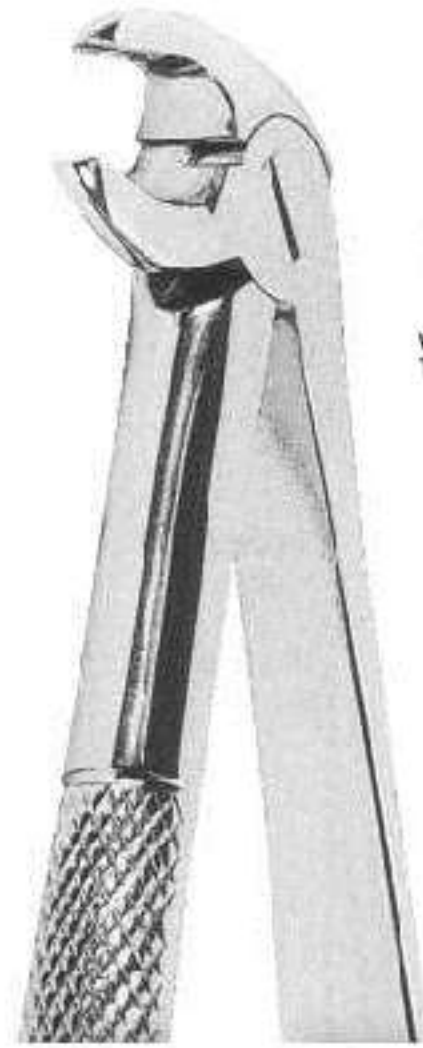
WITH SERRATED TIPS



**1090**  
Fig 2  
Upper molars



WITH SERRATED TIPS



**1091**  
Fig 3  
Lower incisors, premolar and roots



WITH SERRATED TIPS



**1092**  
Fig 4  
Lower molars



WITH SERRATED TIPS





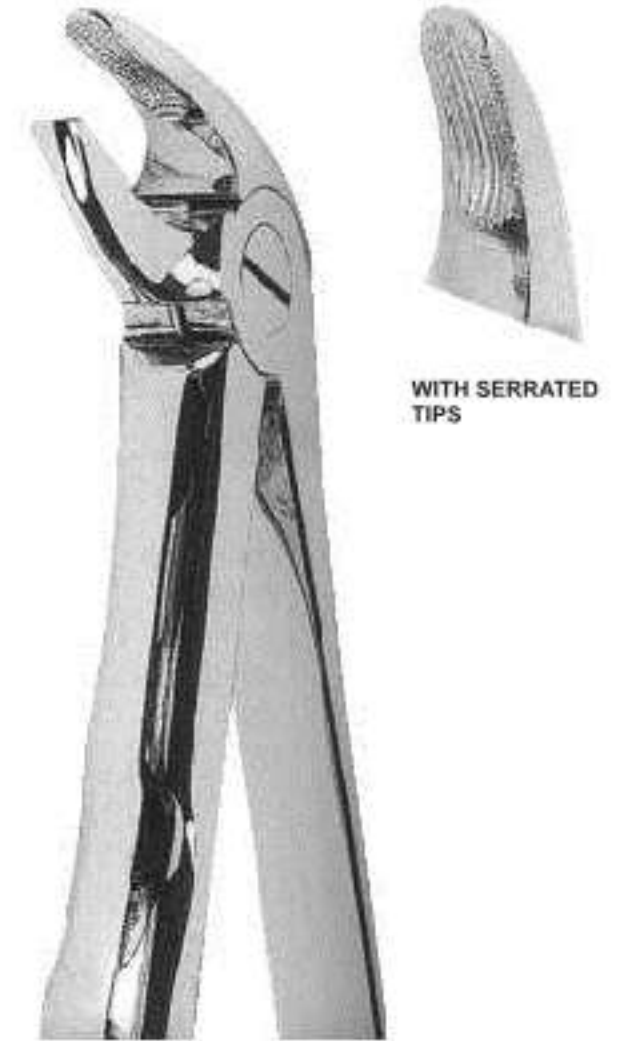
# Extracting Forceps With Anatomically Shaped Handle



**1093**  
Fig 1  
Upper incisors  
and canines



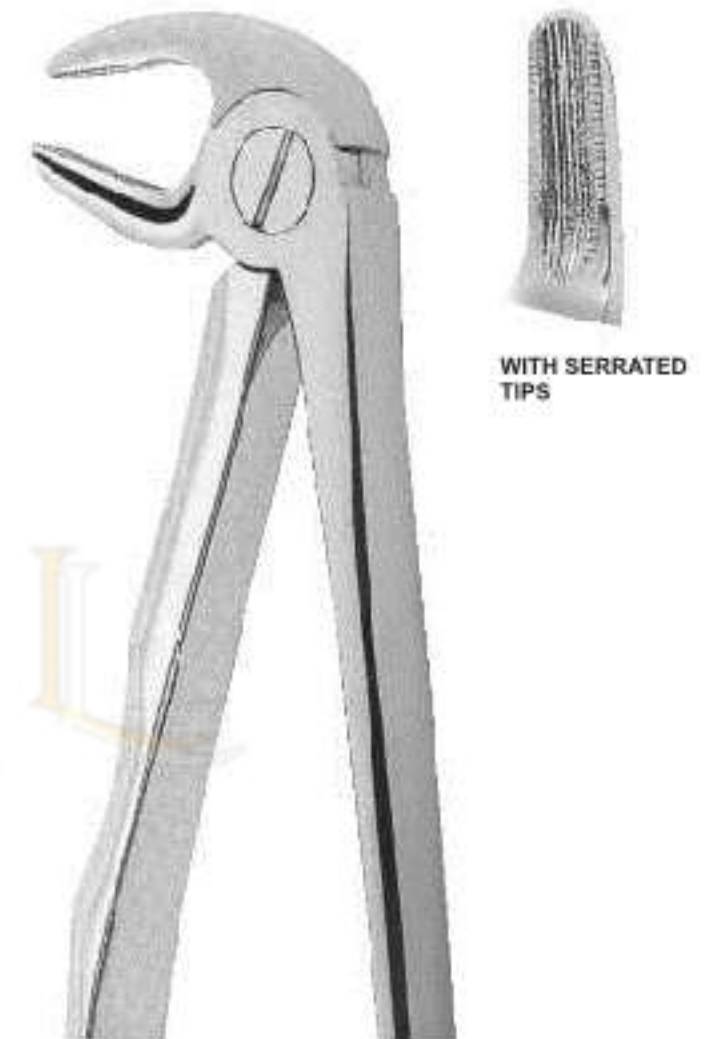
**1094**  
Fig 2  
Upper incisors  
and canines



**1095**  
Fig 4  
Lower incisors  
and canines



**1096**  
Fig 7  
Upper premolars



**1097**  
Fig 13  
Lower premolars






# Extracting Forceps With Anatomically Shaped Handle



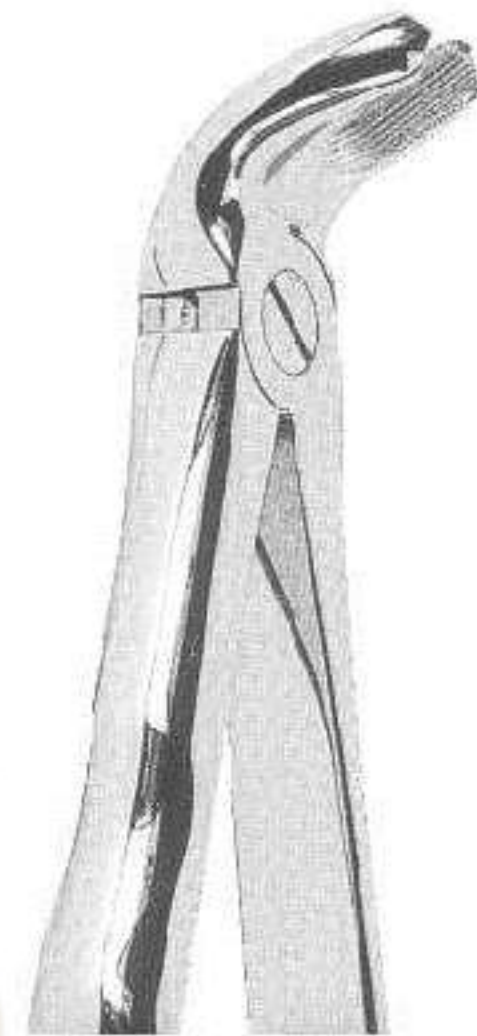
**1098**  
Fig 17  
Upper molars, right




**1099**  
Fig 18  
Upper molars, left



WITH SERRATED TIPS



**1100**  
Fig 21  
Lower molars



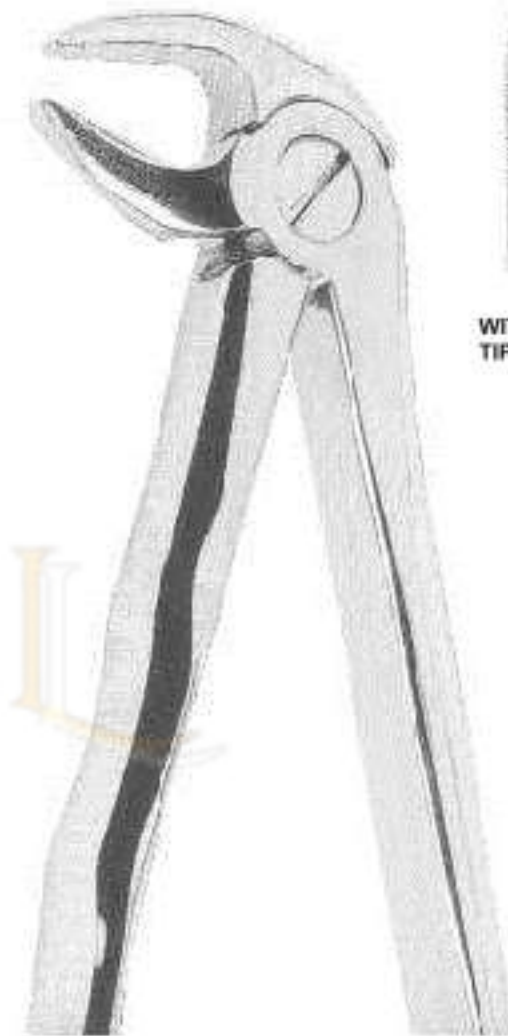
WITH SERRATED TIPS



**1101**  
Fig 22  
Lower molars



WITH SERRATED TIPS



**1102**  
Fig 33  
Lower roots



WITH SERRATED TIPS





# Extracting Forceps With Anatomically Shaped Handle



**1110**  
Fig 89  
Upper molars, right

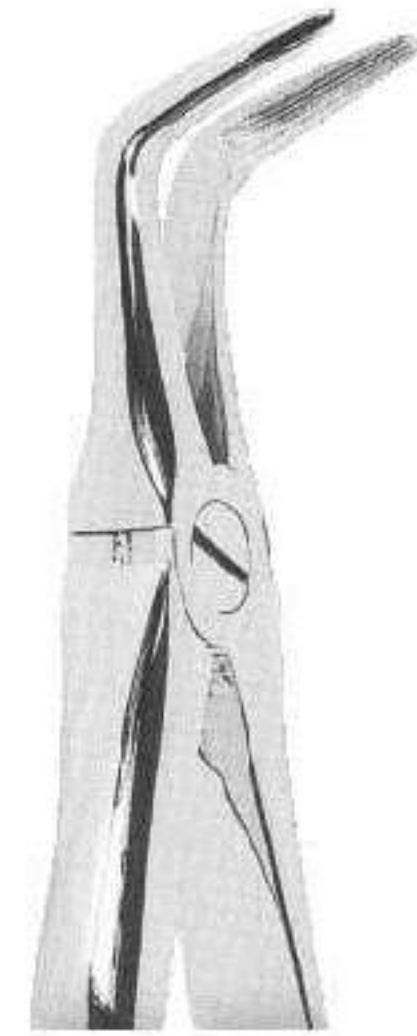


WITH SERRATED TIPS



WITH SERRATED TIPS

**1111**  
Fig 90  
Upper molars, left



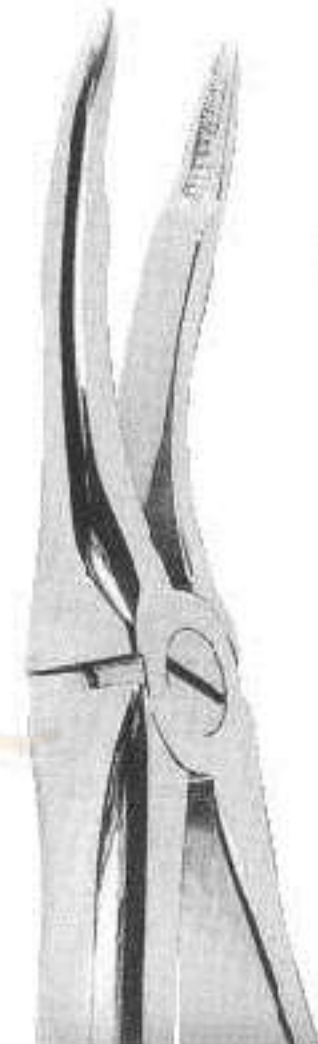
WITH SERRATED TIPS

**1112**  
Fig 145  
Lower roots



WITH SERRATED TIPS

**1113**  
Fig 151 ½  
Upper roots



WITH SERRATED TIPS

**1114**  
Fig 349  
Upper roots





# Extracting Forceps With Anatomically Shaped Handle




**1103**  
Fig 45  
Lower roots



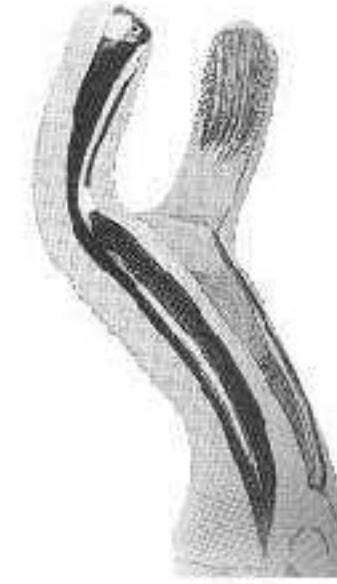
WITH SERRATED TIPS



**1104**  
Fig 51 A  
Upper roots



WITH SERRATED TIPS



**1105**  
Fig 67 A  
Upper third molars



WITH SERRATED TIPS



**1106**  
Fig 74  
Lower roots



WITH SERRATED TIPS



**1107**  
Fig 79  
Lower third molars



WITH SERRATED TIPS



**1108**  
Fig 86 C  
Lower molars



WITH SERRATED TIPS



**1109**  
Fig 359  
Lower roots



WITH SERRATED TIPS





# Extracting Forceps - American Pattern



**1115**  
Fig 5  
Lower third molars



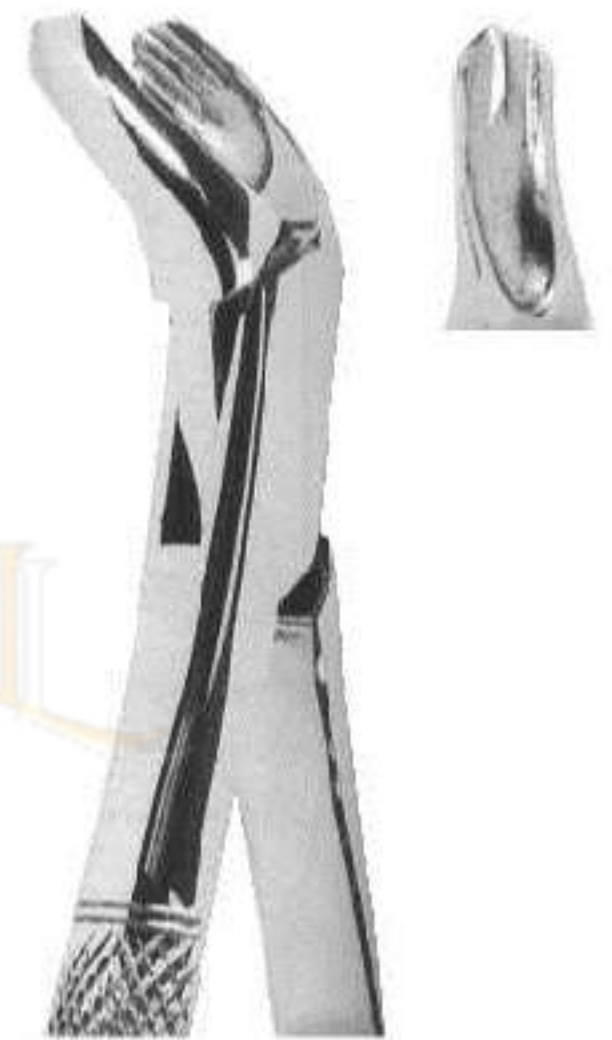
**1116**  
Fig 6  
Separating forceps



**1117**  
Fig 105  
Upper molars



**1118**  
Fig 16  
Lower molars



**1119**  
Fig 17  
Lower molars





# Extracting Forceps - American Pattern



**1120**  
Fig 18 L  
Upper molars, left



**1121**  
Fig 18 R  
Upper molars, right



**1122**  
Fig 23  
Lower molars



**1123**  
Fig 53 R  
Upper molars, right



**1124**  
Fig 53 L  
Upper molars, left





# Extracting Forceps - American Pattern



**1125**  
Fig 65  
Upper incisors and roots



**1126**  
Fig 69  
Upper and lower roots



**1127**  
Fig 88 R  
Upper molars, right



**1128**  
Fig 88 L  
Upper molars, left



**1129**  
Fig 101  
Deciduous teeth






# Extracting Forceps - American Pattern




**1130**  
Fig 150  
Upper incisors, premolars, roots



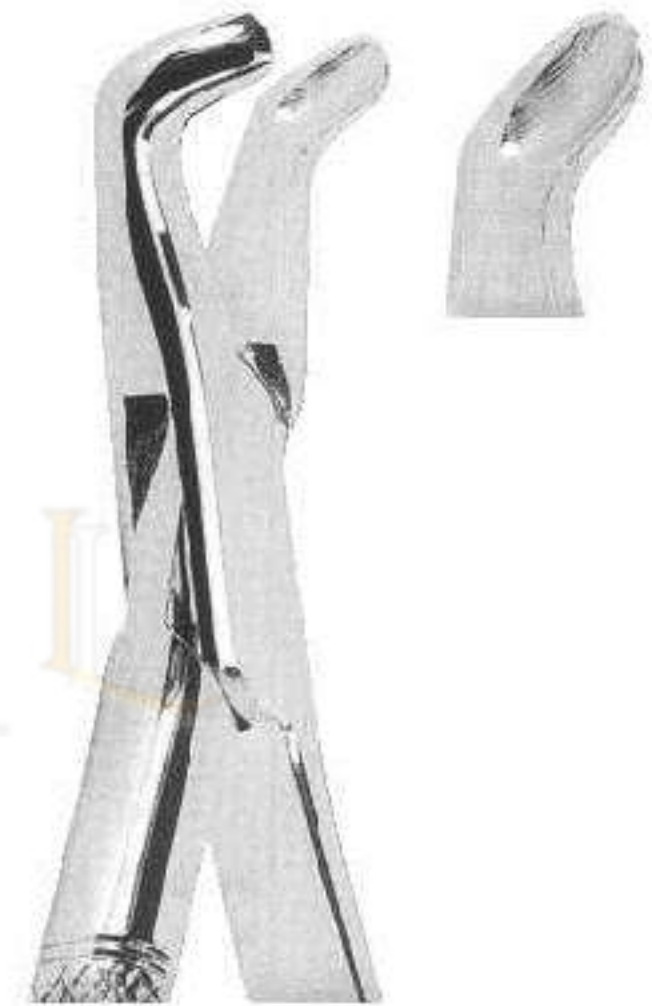
**1131**  
Fig 150 S  
Upper teeth (for children)



**1132**  
Fig 151  
Upper incisors, premolars, roots



**1133**  
Fig 151S  
Lower teeth (for children)




**1134**  
Fig 222  
Lower third molars





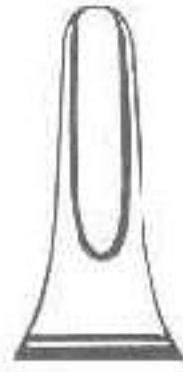
# Extracting Forceps - American Pattern




**1135**  
Fig 1  
upper incisors and bicuspid



**1136**  
Fig 1 B  
upper roots, anterior



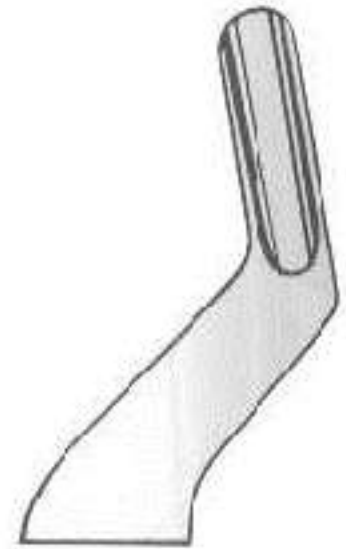
**Physick 1137**  
Fig 5  
lower wisdoms



**1138**  
Fig 6  
lower molars, splitting forceps



**1139**  
Fig 10 H  
upper molars







# Extracting Forceps For Children - English Pattern




**1140**  
Fig 135  
Lower premolars




WITH SERRATED  
TIPS



**1141**  
Fig 225  
Lower molars



**1142**  
Fig 305  
Upper incisors  
and roots



**1143**  
Fig 33 S  
Lower roots



WITH SERRATED  
TIPS



**1144**  
Fig 38  
Lower incisors  
and canines

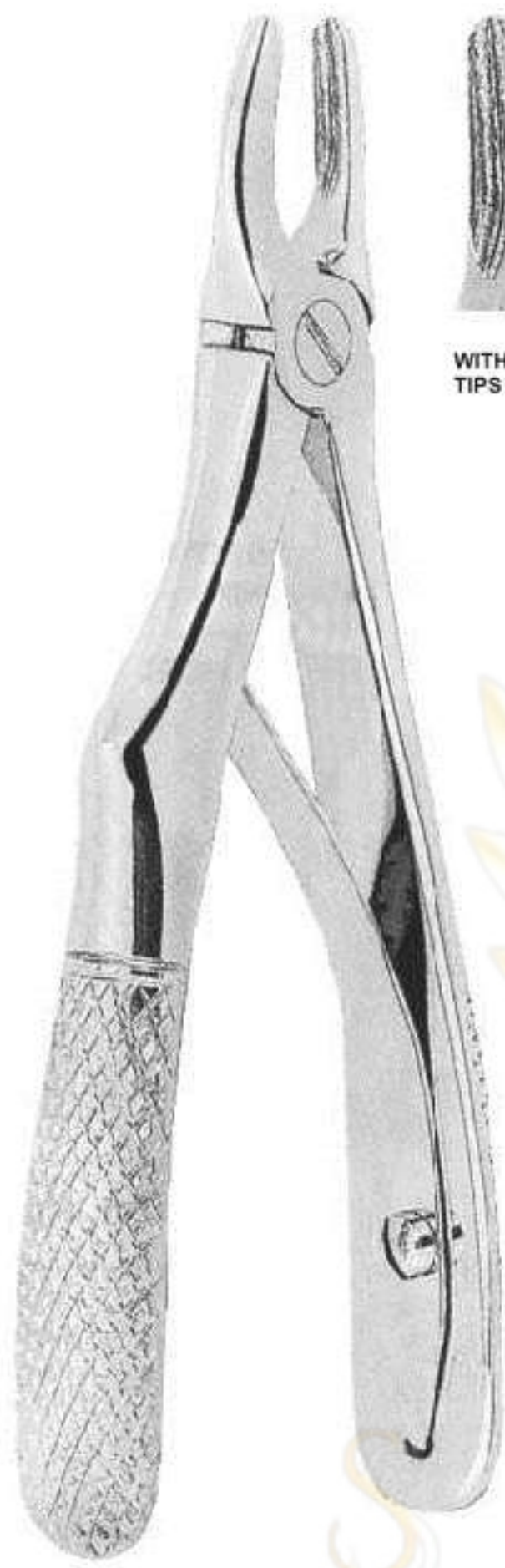


WITH SERRATED  
TIPS






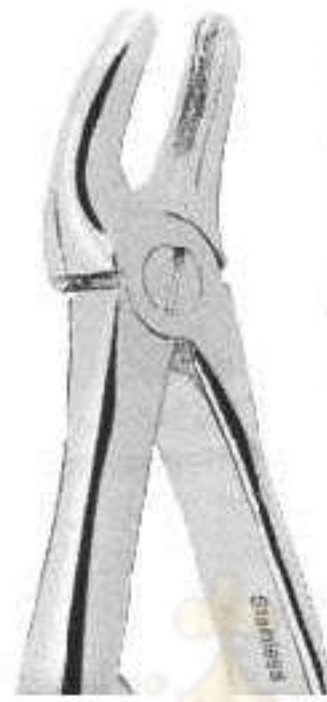
# Extracting Forceps For Children - Klein Pattern



1145  
Fig 1  
Upper incisors



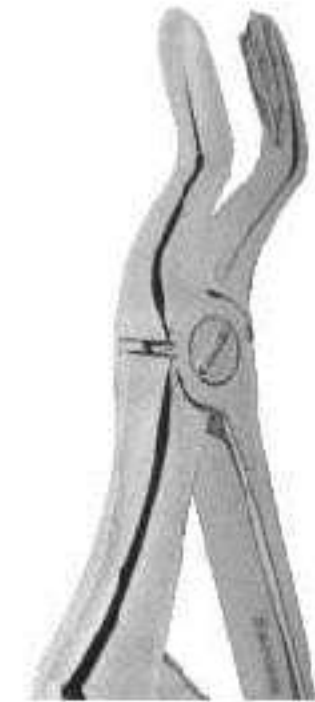
WITH SERRATED TIPS




1146  
Fig 2  
Upper premolars



WITH SERRATED TIPS



1147  
Fig 3  
Upper molars



WITH SERRATED TIPS



1148  
Fig 4  
Upper roots



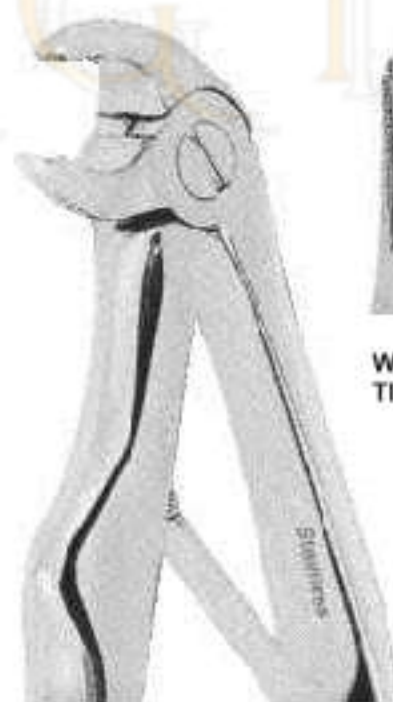
WITH SERRATED TIPS



1149  
Fig 5  
Lower incisors



WITH SERRATED TIPS




1150  
Fig 6  
Lower molars



WITH SERRATED TIPS



1151  
Fig 7  
Lower roots



WITH SERRATED TIPS





# Root Splinter Extracting Forceps




**1152**  
Fig 1  
Lower roots



WITH SERRATED  
TIPS




**1153**  
Fig 2  
Upper roots



WITH SERRATED  
TIPS



**1155**  
Fig 2  
Roots fragments



**1154**  
Fig 1  
Roots fragments

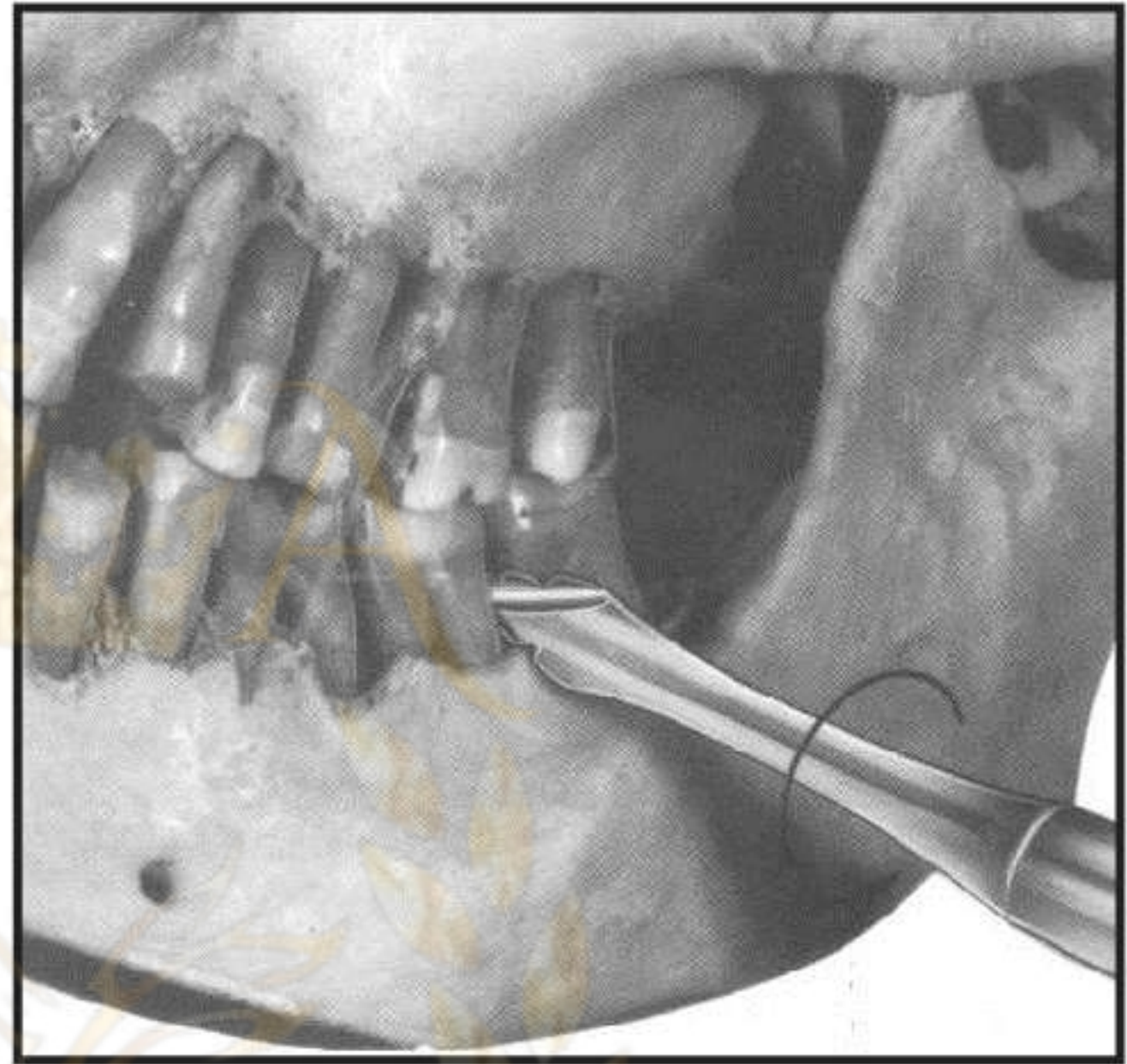




# Root Elevators

lower jaw, left side

lower jaw, right side



1200



1201


Root elevator, spiral-shaped, for extremely facilitated extraction of the molars in the lower jaw. The slender, conical points allow deep penetration between tooth and gum. Owing to the hook-shaped working parts, slipping of the elevator is avoided.

SURGICAL





# Root Elevators



Bein



Bein  
1202  
Fig 1



Bein  
1203  
Fig 2



Bein  
1204  
Fig 0



Bein  
1205  
Fig 3



Bein  
1206  
Fig 4



Bein  
1207  
Fig 5




Bein  
1208  
Fig 6





# Root Elevators



Seldin



Seldin  
1209  
Fig 1L



Seldin  
1210  
Fig 1R




Seldin  
1211  
Fig 2



Seldin  
1212  
Fig 3



Seldin  
1213  
Fig 4L



Seldin  
1214  
Fig 4R

SURGICAL





# Root Elevators



**Cryer  
1215  
Fig 3**



**Cryer  
1216  
Fig 4**



**Cryer  
1217  
Fig 12**



**Cryer  
1218  
Fig 27**



**Cryer  
1219  
Fig 28**



**Cryer  
1220  
Fig 27 S**



**Cryer  
1221  
Fig 28 S**

SURGICAL





# Root Elevators



Apical



Apical  
1222  
Fig 1



Apical  
1223  
Fig 2



Apical  
1224  
Fig 3



Apical  
1225  
Fig 4





# Root Elevators



Cryer



Cryer  
1226  
Fig 1



Cryer  
1227  
Fig 2



Coupland



Coupland  
1228  
Fig 1



Coupland  
1229  
Fig 2




Coupland  
1230  
Fig 3





# Root Elevators



1231  
Fig 1



1232  
Fig 2



1233  
Fig 3



Flohr  
1234  
Fig 1



Flohr  
1235  
Fig 2



Flohr  
1236  
Fig 3





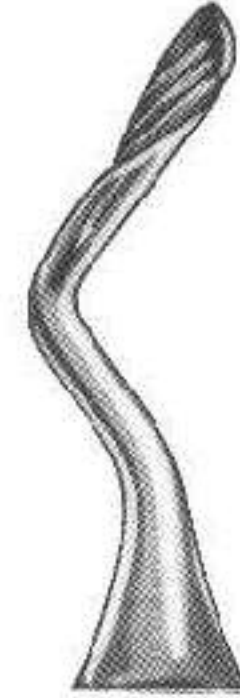
# Root Elevators



**Kopp  
1237  
Fig 1**



**Kopp  
1238  
Fig 2**



**Kopp  
1243  
Fig 1**



**Kopp  
1244  
Fig 2**



**Kopp  
1239  
Fig 3**



**Kopp  
1240  
Fig 4**



**Kopp  
1245  
Fig 3**



**Kopp  
1246  
Fig 4**



**Kopp**



**Kopp  
1241  
Fig 5**



**Kopp  
1242  
Fig 6**




**Kopp**






# Root Elevators



Hylin



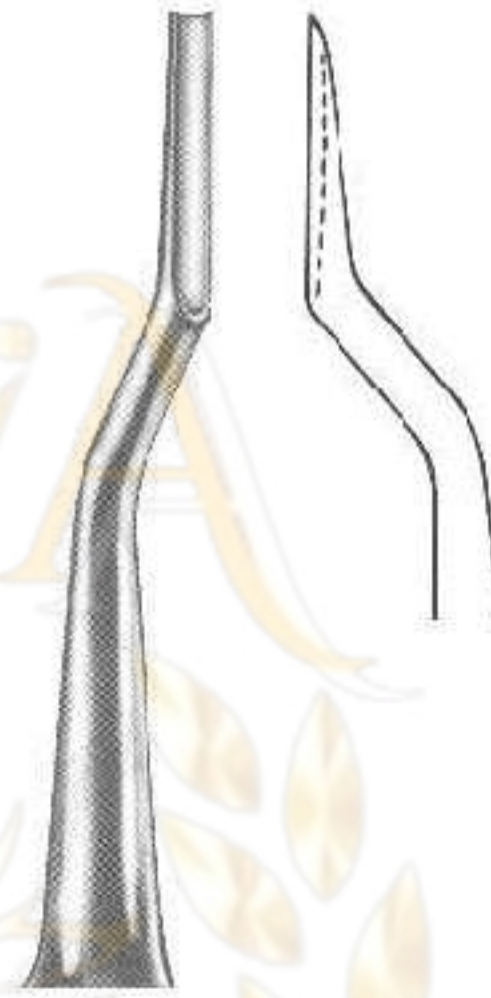
Hylin  
1247  
Fig 1



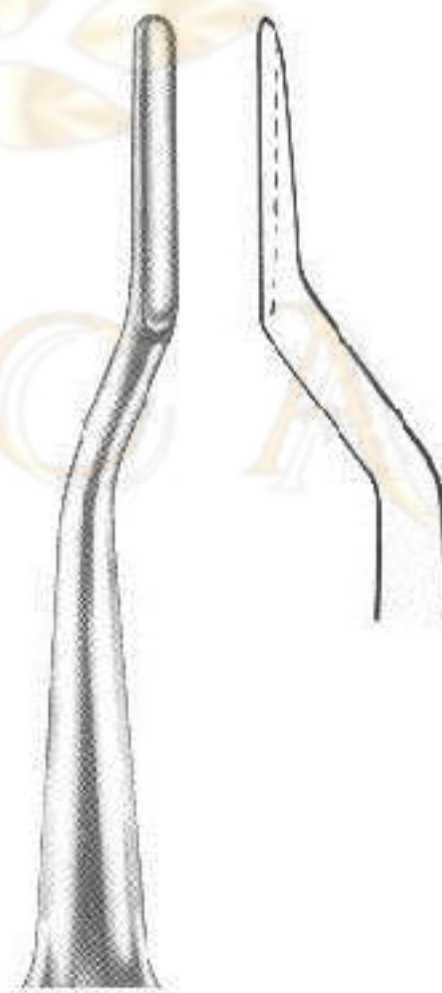
Hylin  
1248  
Fig 2



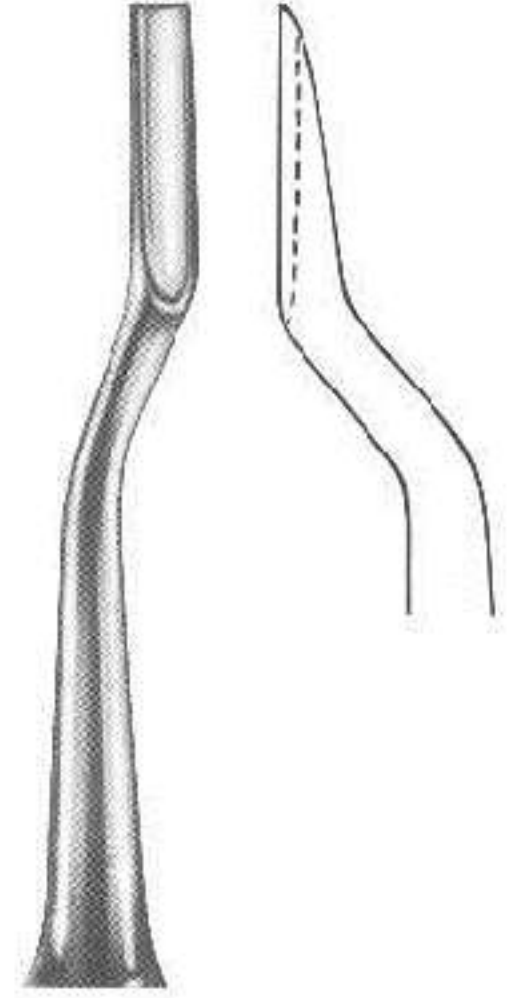
Bein



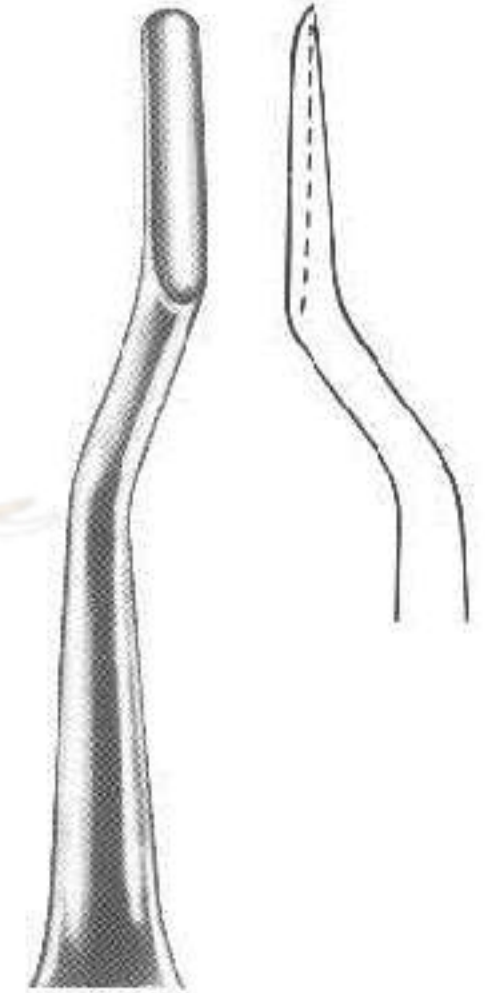
Bein  
1249  
Fig 1



Bein  
1251  
Fig 3



Bein  
1250  
Fig 2



Bein  
1252  
Fig 4





# Root Elevators



Warwick-James  
1253  
Fig 1



Warwick-James  
1254  
Fig 2



Warwick-James  
1255  
Fig 3



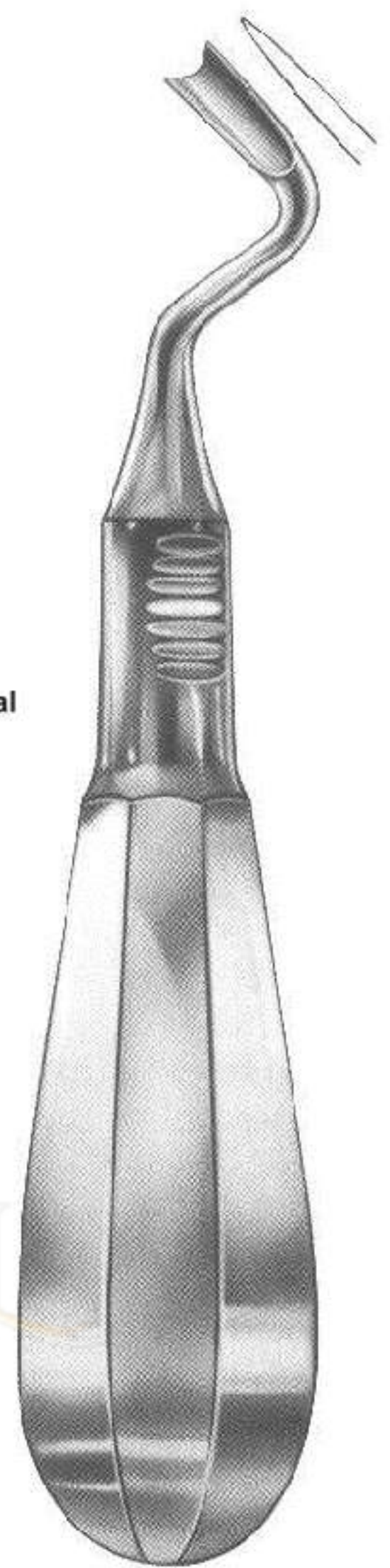
London Hospital  
1256  
Fig 1



London Hospital  
1257  
Fig 2



London Hospital  
1258  
Fig 3




Ott  
1259





# Root Elevators



Pott



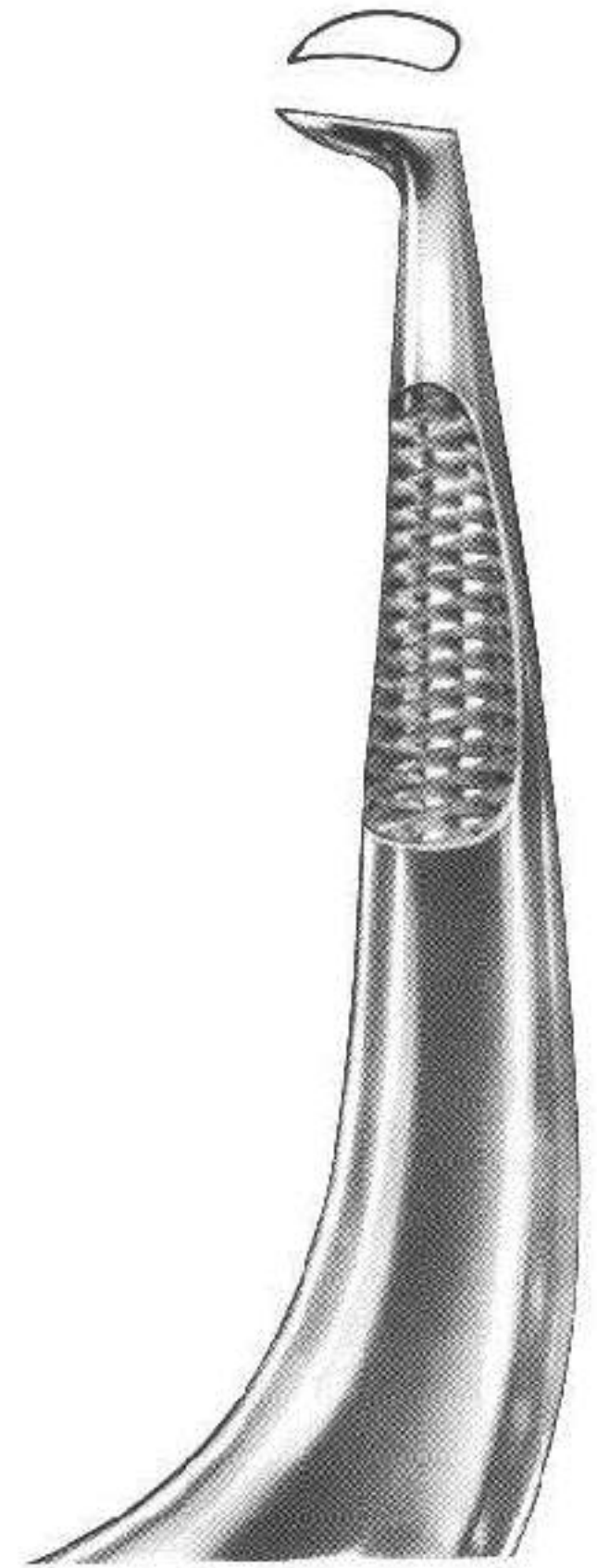
Pott  
1260  
Fig 1



Pott  
1261  
Fig 2



1262  
Fig 1

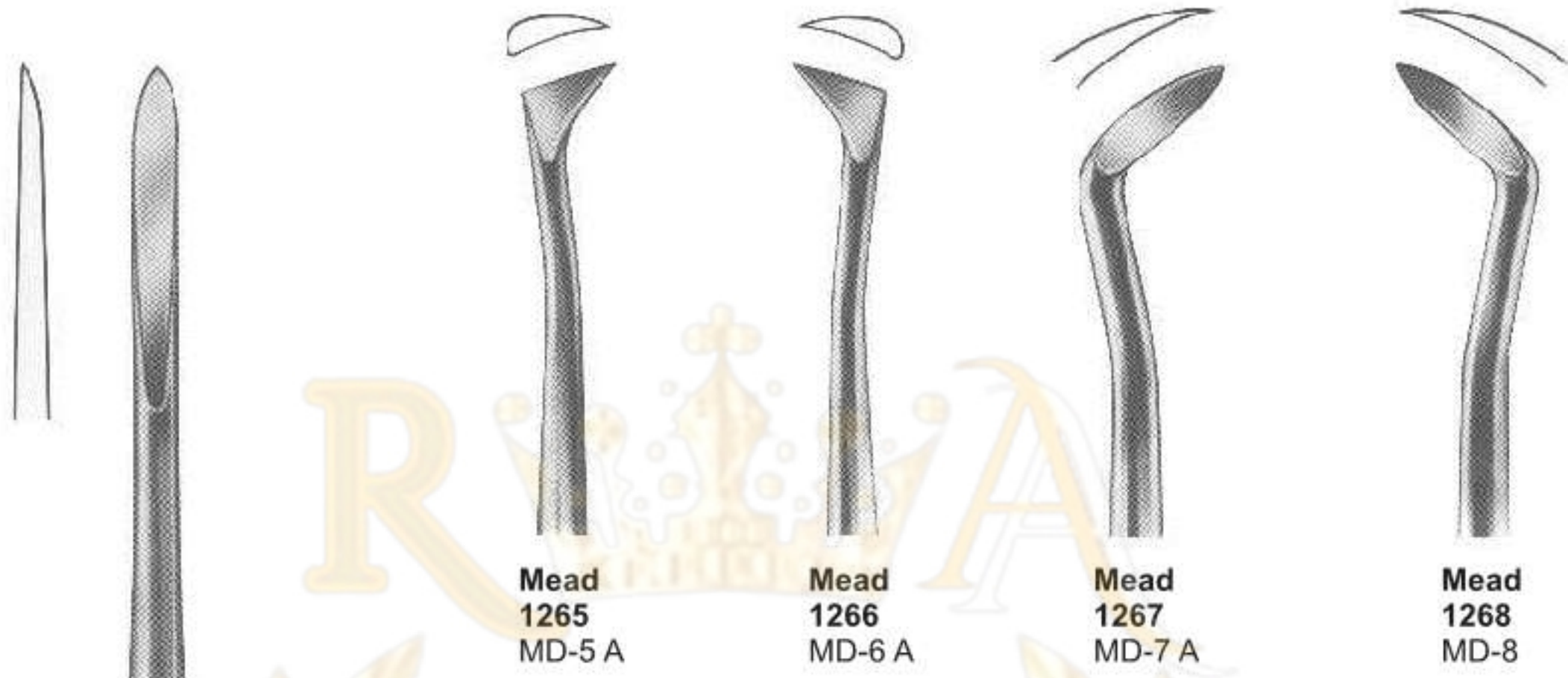


1263  
Fig 2





# Root Elevators



Mead  
1265  
MD-5 A

Mead  
1266  
MD-6 A

Mead  
1267  
MD-7 A

Mead  
1268  
MD-8



Mead  
1264  
MD 1



Lecluse  
1269





# Root Elevators



**Chompret  
1270  
Fig 1**




**Chompret  
1271  
Fig 2**



**Chompret  
1272  
Fig 3**



**Chompret  
1273  
Fig 4**



**Apical  
1274**





# Root Elevators, Root Tip Elevators



1275  
Fig 1



1276  
Fig 2



1277  
Fig 3



Heidbrink  
1279  
Fig 2



Heidbrink  
1280  
Fig 3




Heidbrink  
1278  
Fig 1





# Root Elevators



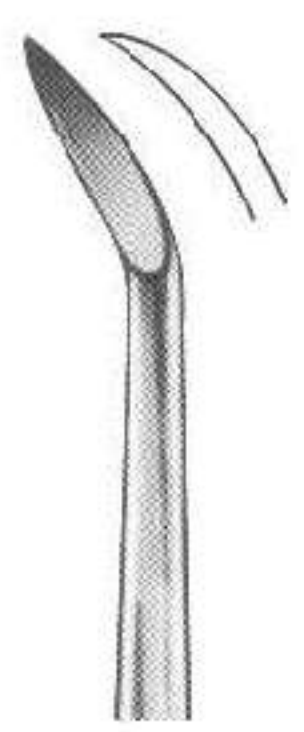
Winter  
1281  
Fig 1L



Winter  
1282  
Fig 1R



Winter  
1283  
Fig 2L



Winter  
1284  
Fig 2R



Winter  
1285  
Fig 11 L



Winter  
1286  
Fig 11 R



Winter  
1287  
Fig 12 L



Winter  
1288  
Fig 12 R



Winter



Winter  
1289  
Fig 14 L



Winter  
1290  
Fig 14 R





# Root Elevators



Barry  
1291  
Fig 1



Barry  
1292  
Fig 2



Barry  
1293  
Fig 3



Barry  
1294  
Fig 4



Barry



Barry  
1295  
Fig 11



Barry  
1296  
Fig 12



Barry  
1297  
Fig 17



Barry  
1298  
Fig 18





# Root Elevators



Cryer  
1300  
Fig 26



Seldin  
1301  
Fig 27



Cryer  
1302  
Fig 28



Cryer  
1303  
Fig 29

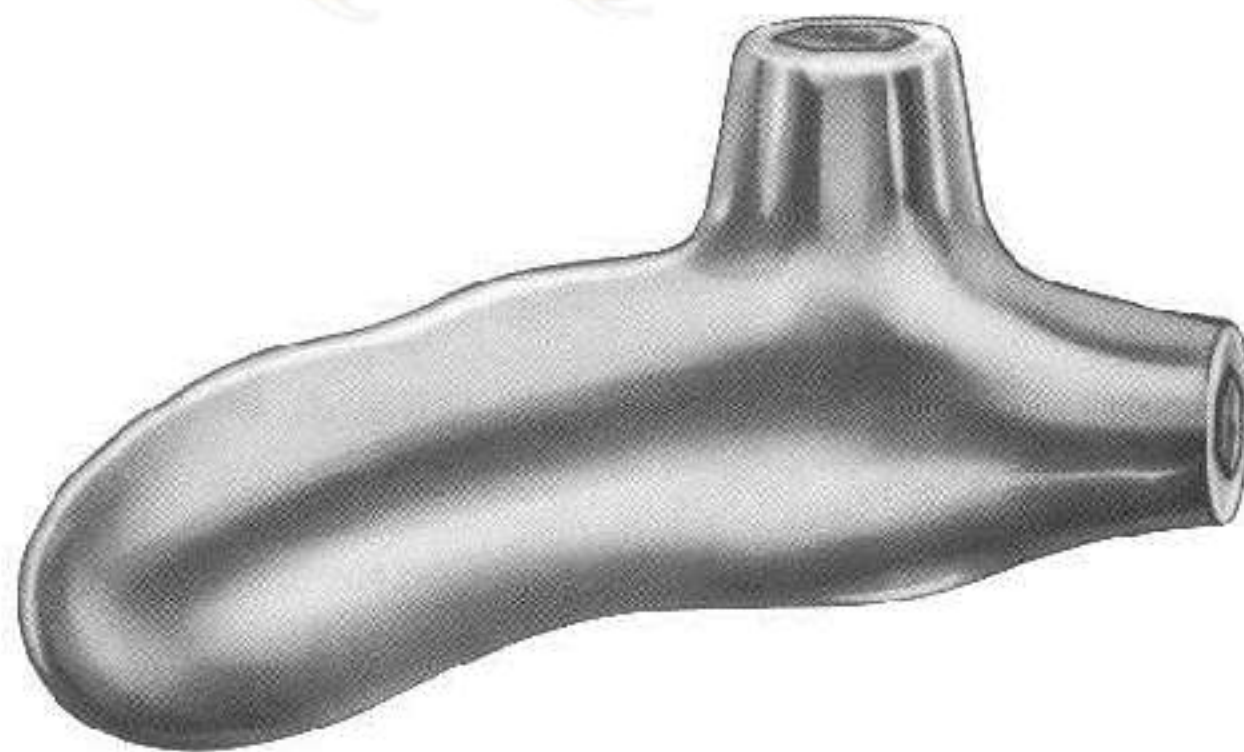


Heidbrink  
1304  
Fig 22



Heidbrink  
1305  
Fig 23

SURGICAL



1299





# Root Elevators



**Kopp  
1307  
Fig 31**



**Kopp  
1308  
Fig 32**



**Kopp  
1309  
Fig 33**



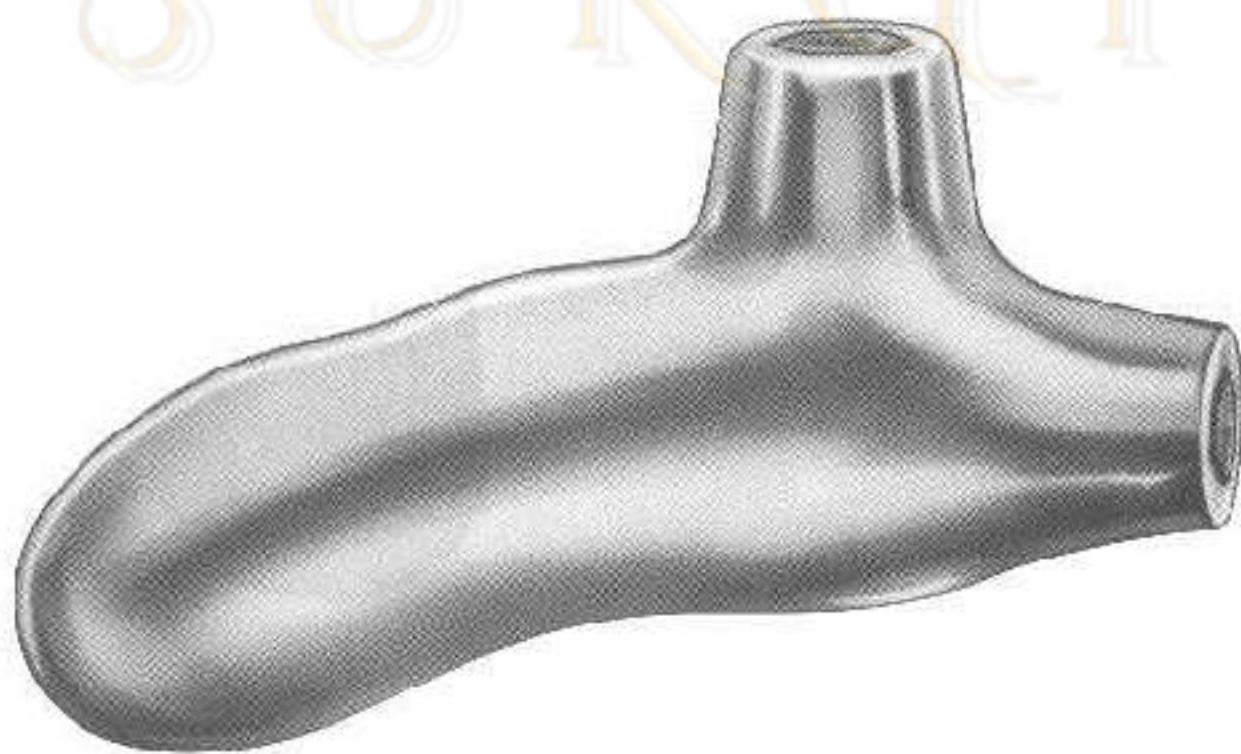
**Kopp  
1310  
Fig 34**



**Kopp  
1311  
Fig 35**



**Kopp  
1312  
Fig 44**



**1306**





# Root Elevators



**Heidbrink  
1314  
Fig 10**



**Winter  
1315  
Fig 11**



**Winter  
1316  
Fig 12**



**Barry  
1317  
Fig 17**



**Barry  
1318  
Fig 18**



**1319  
Fig 20**



**1313**



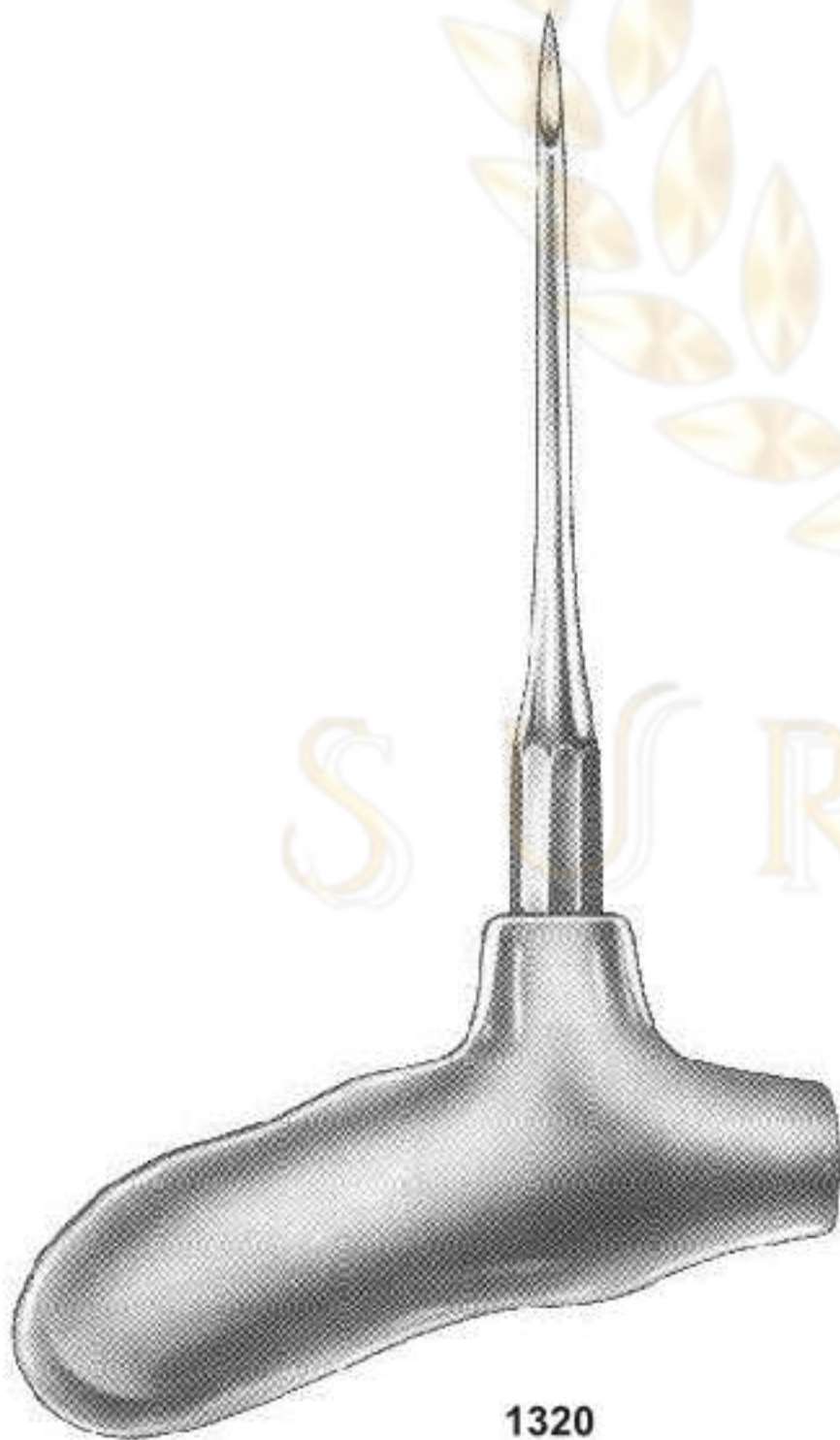


# Root Elevators

Root Elevators according to Dr. Sader,  
with interchangeable working tips



1321



1320

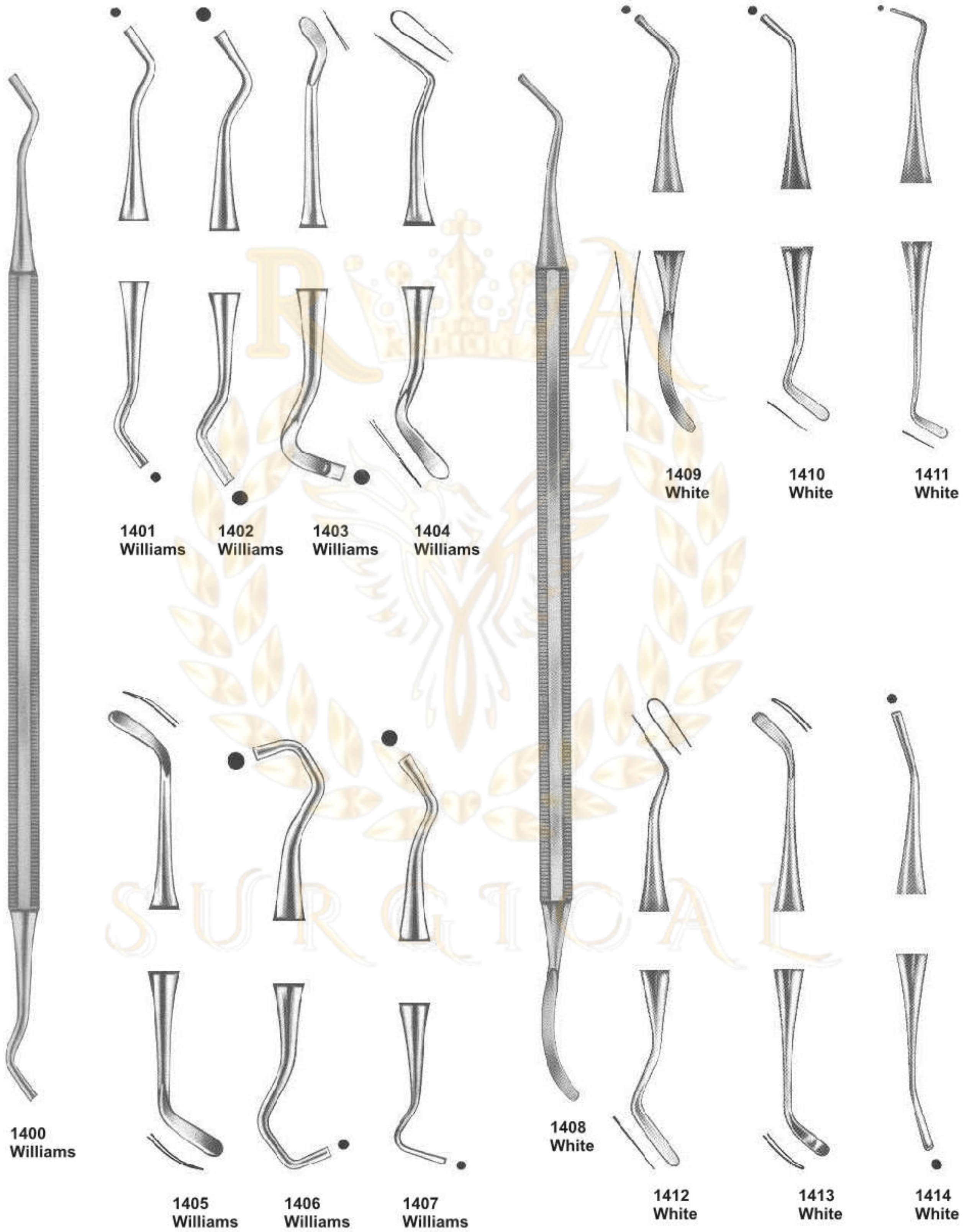


1322





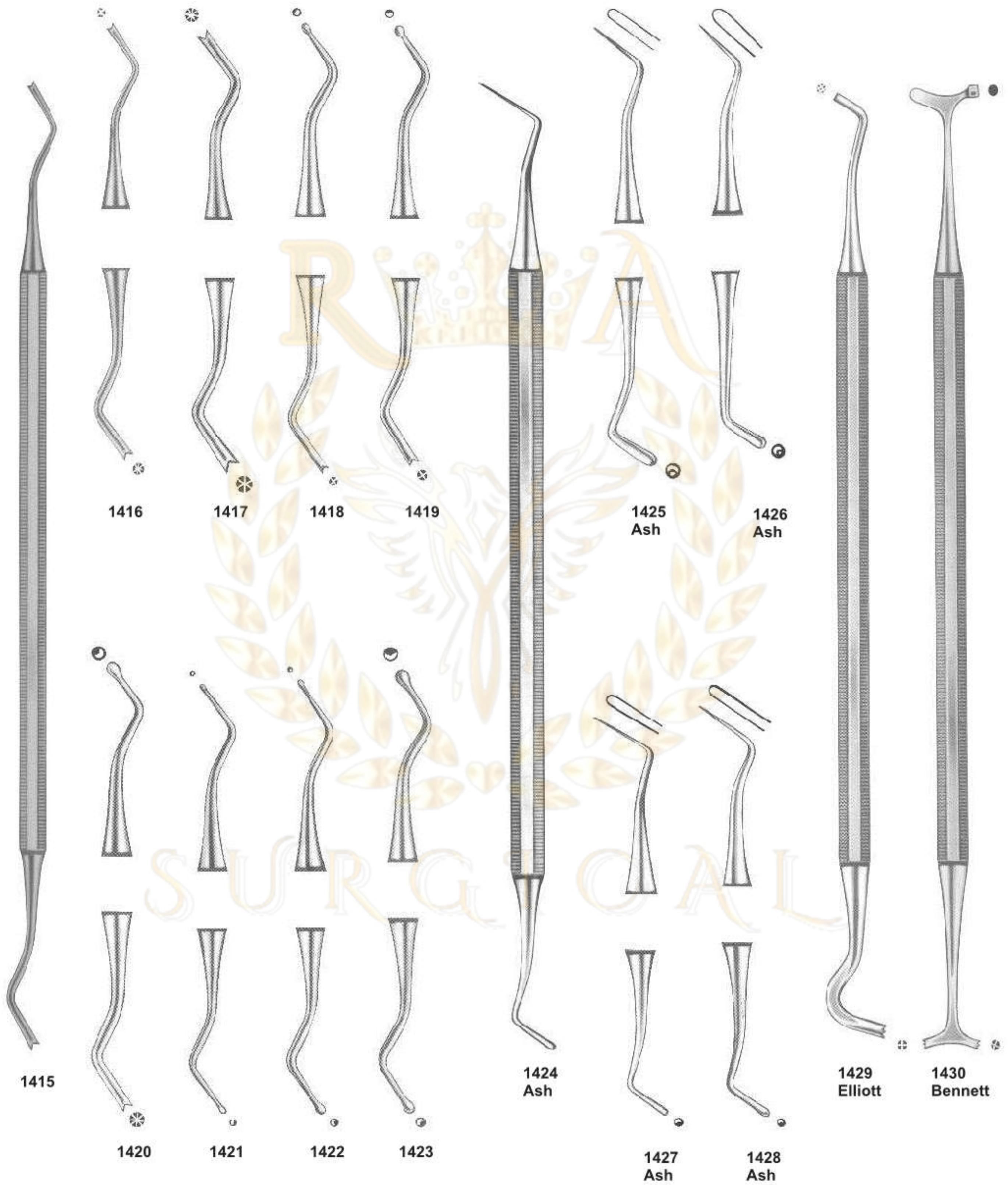
# Filling Instruments







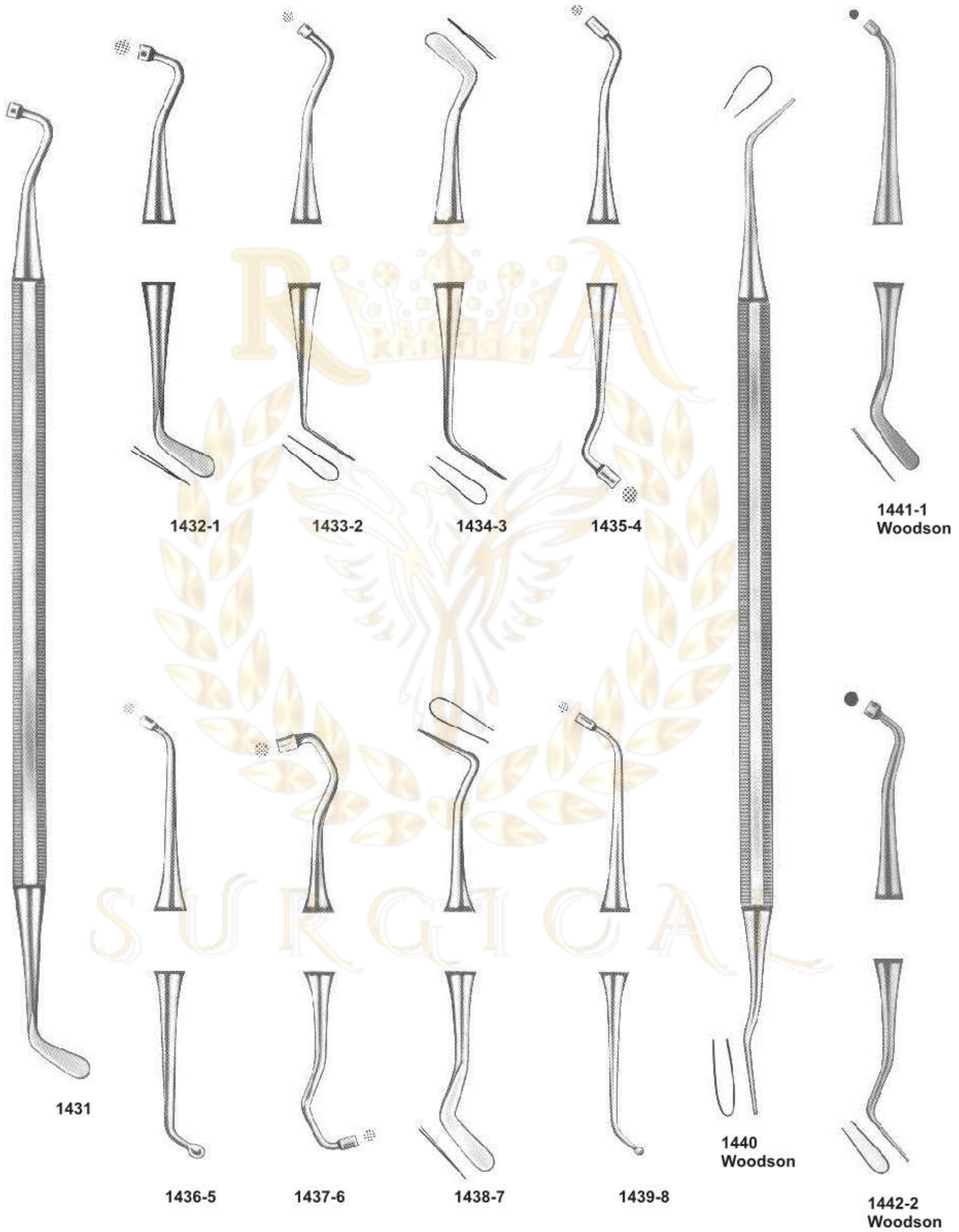
# Filling Instruments







# Filling Instruments







# Filling Instruments



1443  
Heidemann  
Fig 1



1444  
Heidemann  
Fig 2



1445  
Heidemann  
Fig 3



1446



1447  
Fig 146




1449  
Fig 148



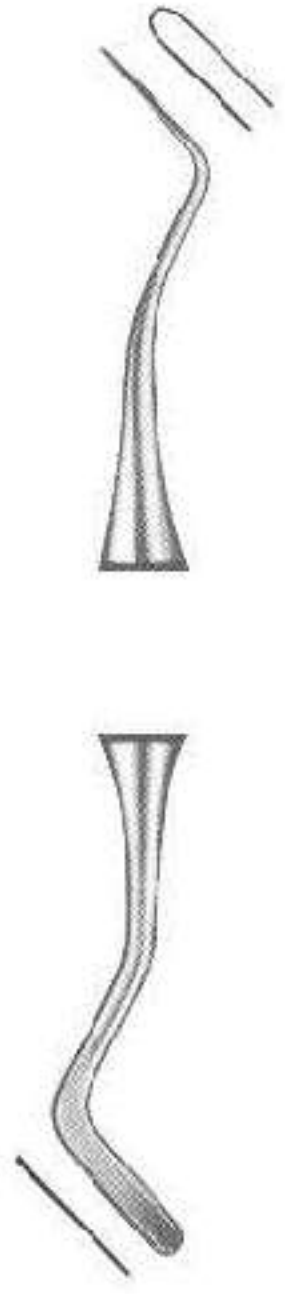
1448  
Fig 147



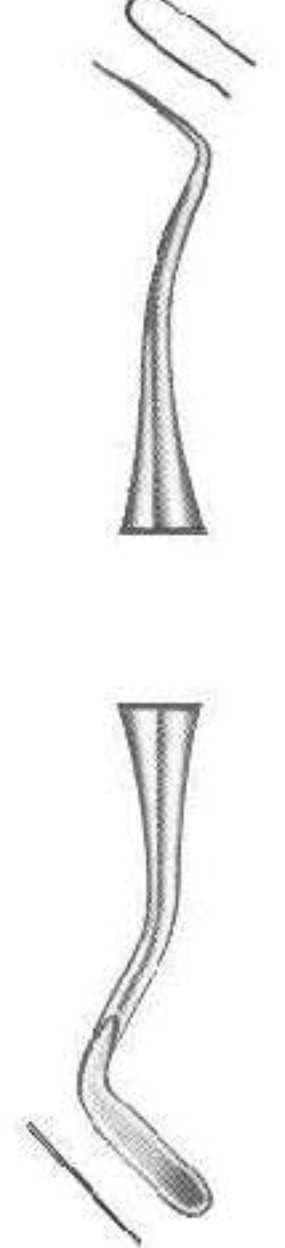
1450  
Fig 149



1451  
Fig 158



1452  
Fig 159



1453  
Woodson  
Fig 160





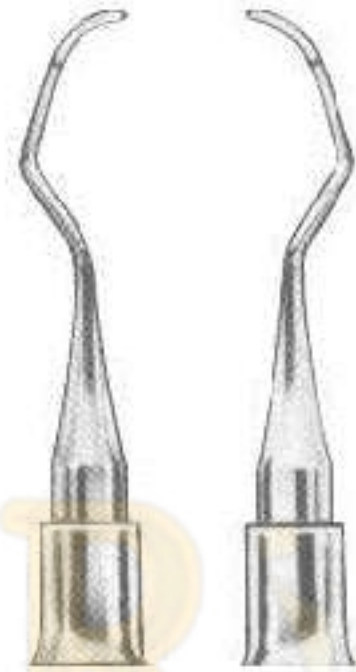
# Periodontal Curettes and Filling Instruments



1454  
Gracey



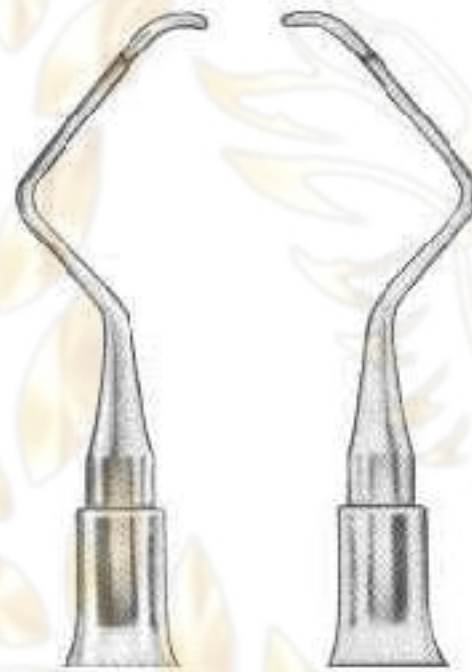
1455  
Gracey  
Fig 1



1456  
Gracey  
Fig 2



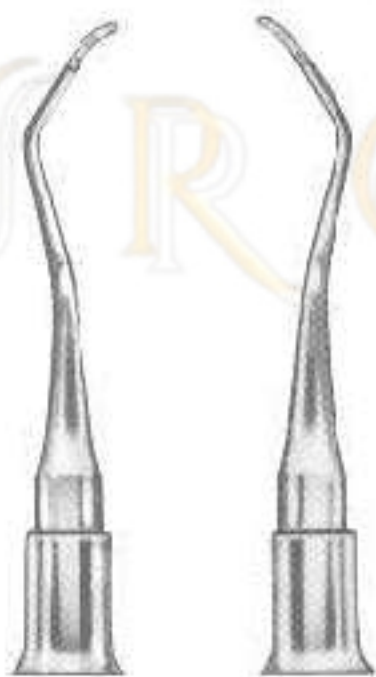
1457  
Gracey  
Fig 3




1458  
Gracey  
Fig 4



1459  
Gracey  
Fig 5



1460  
Gracey  
Fig 6



1461



1462-1  
Fig 18



1463-2  
Fig 19



1464-3  
Fig 20



1465-4  
Fig 22



1466-5  
Fig 23



1467-6  
Fig 25



1468-7  
Fig 26



1469-8  
Fig 27





# Dental Probes



With Point Set In



1470



1471-1



1472-2



1473-3



1474-4



1475-5



1476-6



1477-7



1478-8



1479-9



1480-10



1481-11



1482-2  
Woodson






# Burnishers and Pocket Probes Scalers



## Polishing Instruments



1483  
White



1484-1  
White



1485-2  
White



1486-3  
White



1487-4  
White



1488-5  
White



1489-6  
White



1490



1491




1492  
Fox



1493



1494



1495



1496





## Periodontal Pocket Probes



- New marking process.
- Laser system marking.
- No more paint peeling off.
- Permanent marking.
- Antiglare, low depth marking.
- Maximum tip resistance against breaking.

10-9-8-7-3-2-1

1497  
Fig CP-C

11-8-6-3

1498  
Fig CP-11

12-9-6-3

1499  
Fig CP-12

11-5-8-5-5-3-5

1500  
Fig CP-12S  
O.M.S





# Periodontal Pocket Probes



**1501**  
Williams

**1502**  
Merrit A

**1503**  
Merrit B

**1504**  
Goldman  
Fox

**1505**  
University of  
Michigan

**1506**  
26 G





# Periodontia Instruments



## Files

## Chisels



**1507**  
Sugarman  
Fig. 1S/2S

**1508**  
Sugarman  
Fig. 3S/4S

**1509**  
Schluger  
Fig. 9/10

**1510**  
Buck  
Fig. 11/12

**1511**  
Ochsenbein  
Fig. 3

**1512**  
Ochsenbein  
Fig. 4

**1513**  
Rhodes  
Back - Action  
Fig. 36/37



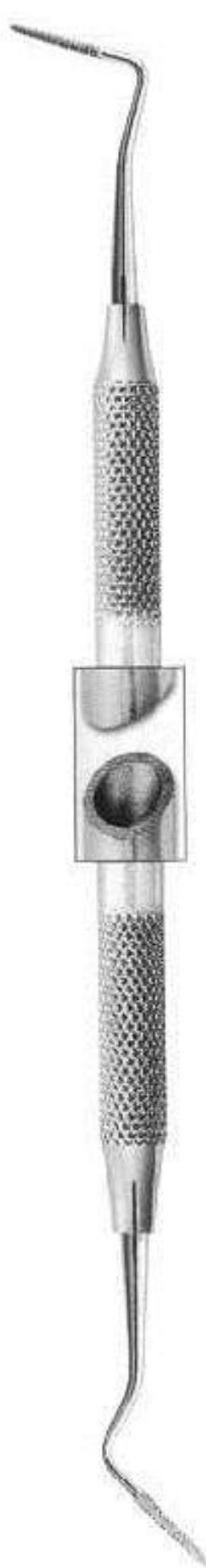


# Periodontia Instruments



Files

Chisels



**1514**  
Sugarman  
Fig. 1S/2S



**1515**  
Sugarman  
Fig. 3S/4S



**1516**  
Schluger  
Fig. 9/10



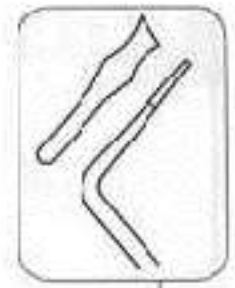
**1517**  
Buck  
Fig. 11/12



**1518**  
Ochsenbein  
Fig. 3



**1519**  
Ochsenbein  
Fig. 4



**1520**  
Rhodes  
Back - Action  
Fig. 36/37

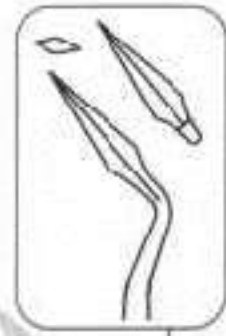




## Gingivectomy knives



**1521**  
Goldman-Fox  
Fig. 7



**1522**  
Goldman-Fox  
Fig. 8



**1523**  
Goldman-Fox  
Fig. 9



**1524**  
Goldman-Fox  
Fig. 11



**1525**  
Buck  
Fig. 3/4



**1526**  
Buck  
Fig. 5/6





## Curettes and Scalers



**1527**  
Curette  
Fig. HU 1/2



**1528**  
Columbia  
Fig. 2R/2L



**1529**  
Columbia  
Fig. 4R/4L



**1530**  
Columbia  
Fig. 13/14



**1531**  
Fig. 411/412



**1532**  
Fig. 413/414




**1533**  
Zerfing-chisel

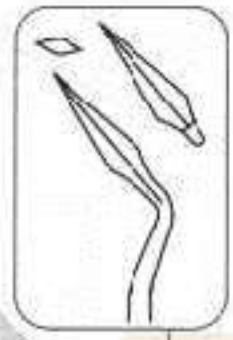




## Gingivectomy knives



**1534**  
Goldman - Fox  
Fig. 7



**1535**  
Goldman - Fox  
Fig. 8



**1536**  
Goldman - Fox  
Fig. 9



**1537**  
Goldman - Fox  
Fig. 11



**1538**  
Buck  
Fig. 3/4

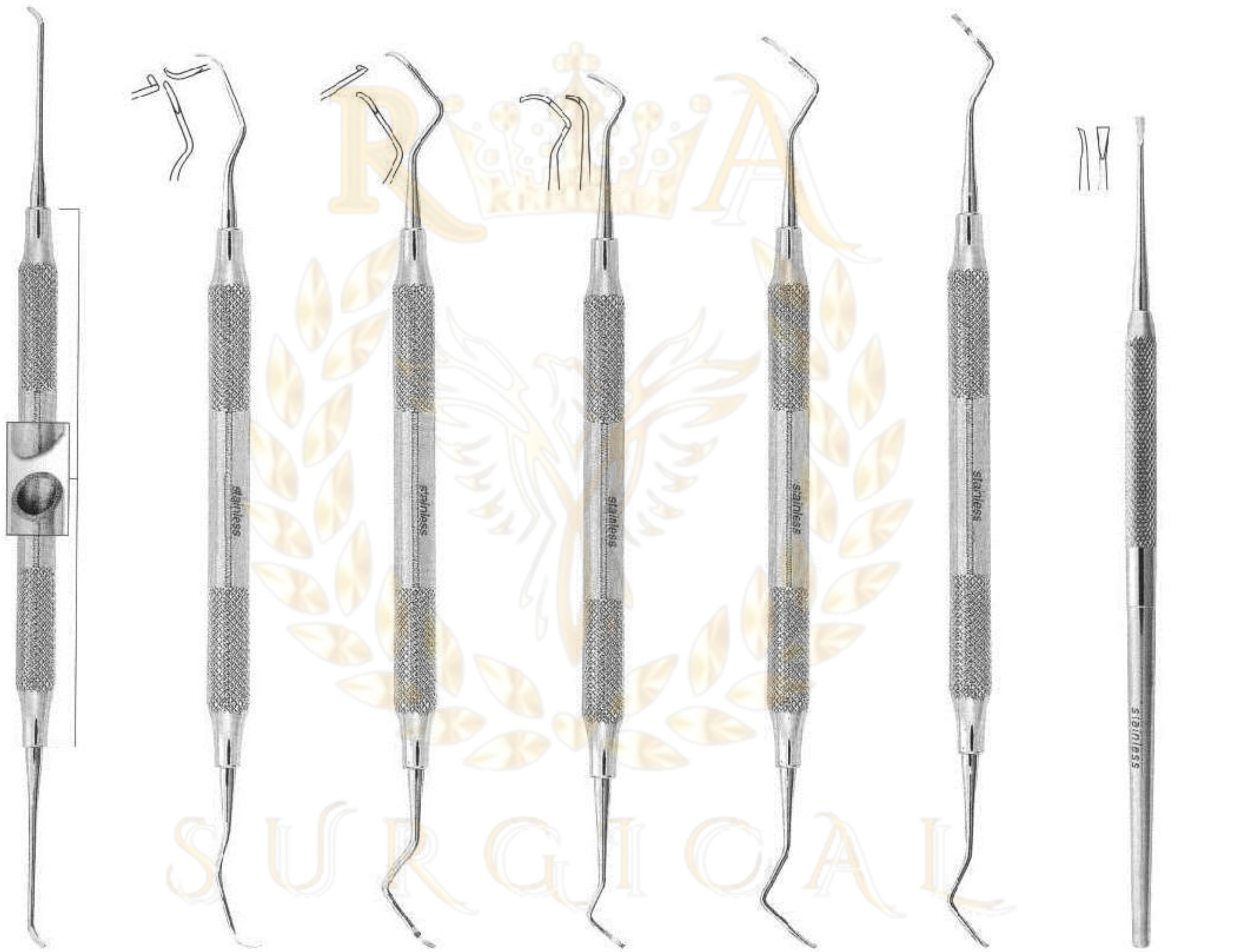


**1539**  
Buck  
Fig. 5/6





## Curettes and Scalers



**1540**  
Curette  
Fig. HU 1/2

**1541**  
Columbia  
Fig. 2R/2L

**1542**  
Columbia  
Fig. 4R/4L

**1543**  
Columbia  
Fig. 13/14

**1544**  
Fig. 413/412

**1545**  
Fig. 411/414

**1546**  
Zerfing-chisel





## Bone Chisels and Gouges



**1547**  
Ochsenbein  
Fig. 1

**1548**  
Ochsenbein  
Fig. 2

**1549**  
Gardner  
Fig. 1

**1550**  
Gardner  
Fig. 2

**1551**  
Gardner  
Fig. 5

**1552**  
Gardner  
Fig. 5R

**1553**  
Gardner  
Fig. 6

**1554**  
Wakefield  
Fig. 1W

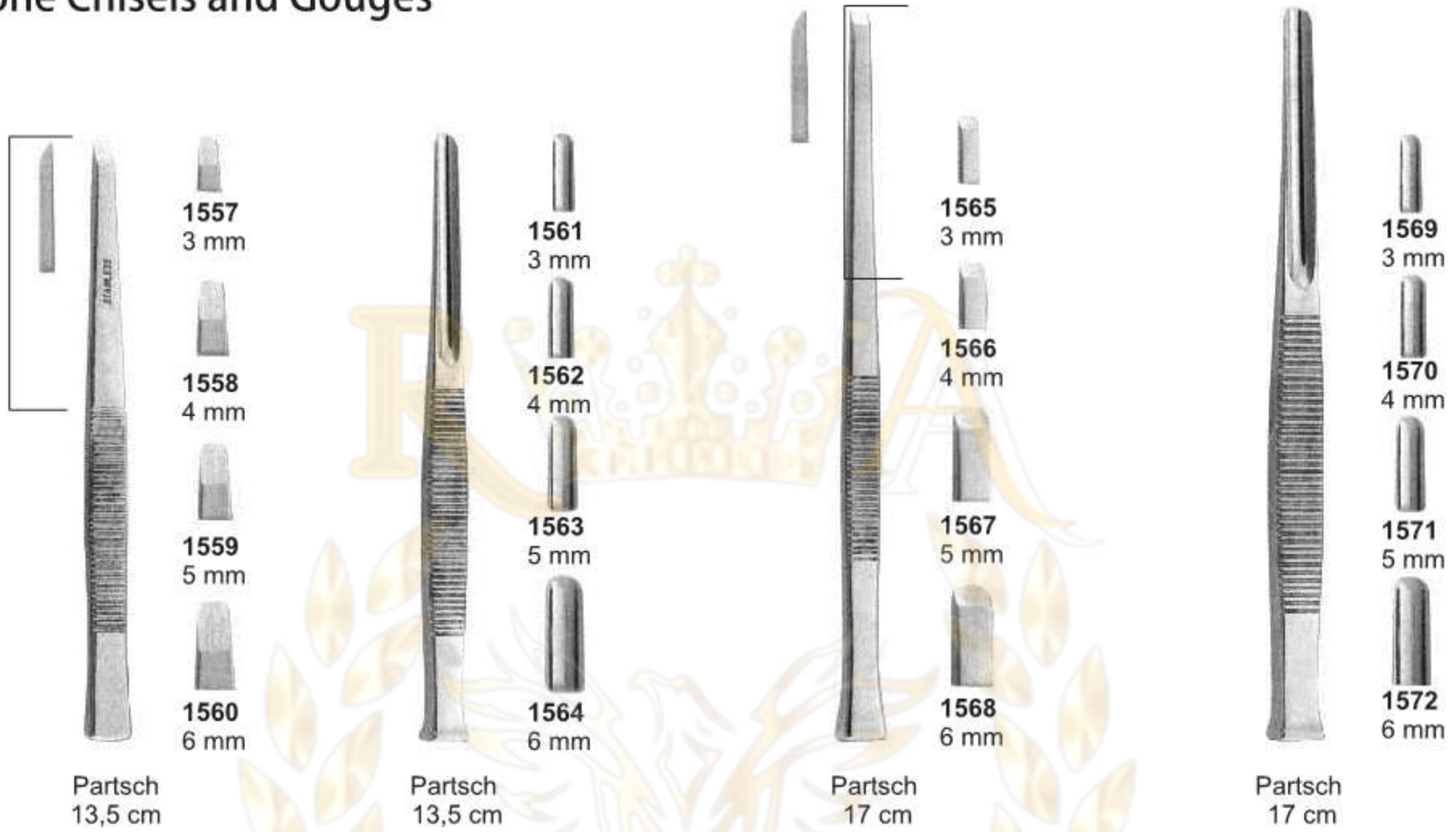
**1555**  
Wakefield  
Fig. 2W

**1556**  
Buckley  
Fig. 3





## Bone Chisels and Gouges



## Martelli chirurgici Mallet



Lead filled

1573  
Partsch  
19 cm



Non autoclavable  
plastic inserts

1574  
Mead  
19,5 cm



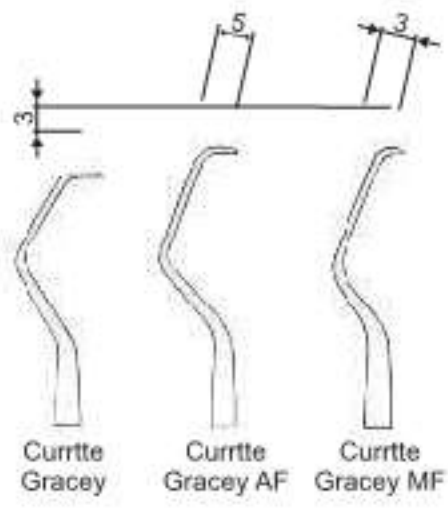
With interchangeable  
Ferozel faces

1575  
Mead  
17 cm





# Gracey Currettes



**1576**  
Gracey  
Fig. 1/2



**1577**  
Gracey  
Fig. 3/4



**1578**  
Gracey  
Fig. 5/6



**1579**  
Gracey  
Fig. 7/8



**1580**  
Gracey  
Fig. 9/10



**1581**  
Gracey  
Fig. 11/12



**1582**  
Gracey  
Fig. 13/14



**1583**  
Gracey  
Mesial Distal  
Fig. 11/14

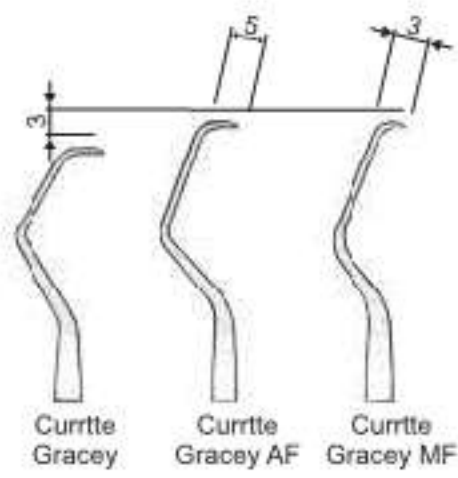


**1584**  
Gracey  
Mesial Distal  
Fig. 12/13





# Gracey Curettes AF Type



**1585**  
Gracey  
AF/type  
Fig. 1/2



**1586**  
Gracey  
AF/type  
Fig. 3/4



**1587**  
Gracey  
AF/type  
Fig. 5/6



**1588**  
Gracey  
AF/type  
Fig. 7/8



**1589**  
Gracey  
AF/type  
Fig. 11/12



**1590**  
Gracey  
AF/type  
Fig. 13/14



**1591**  
Gracey  
AF/type  
Fig. 15/16






# Gracey Curettes, AF, MF, Tyape



**1592**  
Gracey  
AF/type



**1593**  
Gracey  
AF/type  
Fig. 1/2



**1594**  
Gracey  
AF/type  
Fig. 3/4



**1595**  
Gracey  
AF/type  
Fig. 5/6



**1596**  
Gracey  
AF/type  
Fig. 7/8



**1597**  
Gracey  
AF/type  
Fig. 11/12



**1598**  
Gracey  
AF/type  
Fig. 13/14



**1599**  
Gracey  
AF/type  
Fig. 15/16



**1600**  
Gracey  
MF/type  
Fig. 1/2



**1601**  
Gracey  
MF/type  
Fig. 3/4



**1602**  
Gracey  
MF/type  
Fig. 5/6



**1603**  
Gracey  
MF/type  
Fig. 7/8



**1604**  
Gracey  
MF/type  
Fig. 11/12



**1605**  
Gracey  
MF/type  
Fig. 13/14

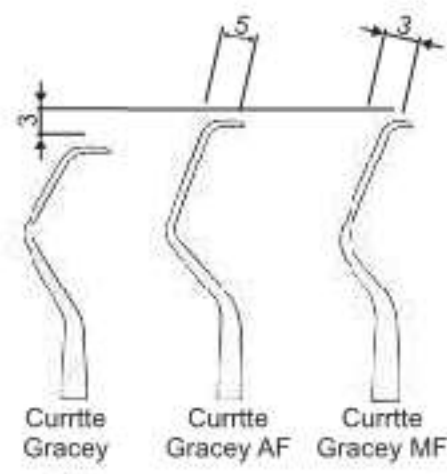


**1606**  
Gracey  
MF/type  
Fig. 15/16





# Curettes Gracey AF Type



**1607**  
Gracey  
MF/type  
Fig. 1/2



**1608**  
Gracey  
MF/type  
Fig. 3/4



**1609**  
Gracey  
MF/type  
Fig. 5/6



**1610**  
Gracey  
MF/type  
Fig. 7/8



**1611**  
Gracey  
MF/type  
Fig. 11/12



**1612**  
Gracey  
MF/type  
Fig. 13/14

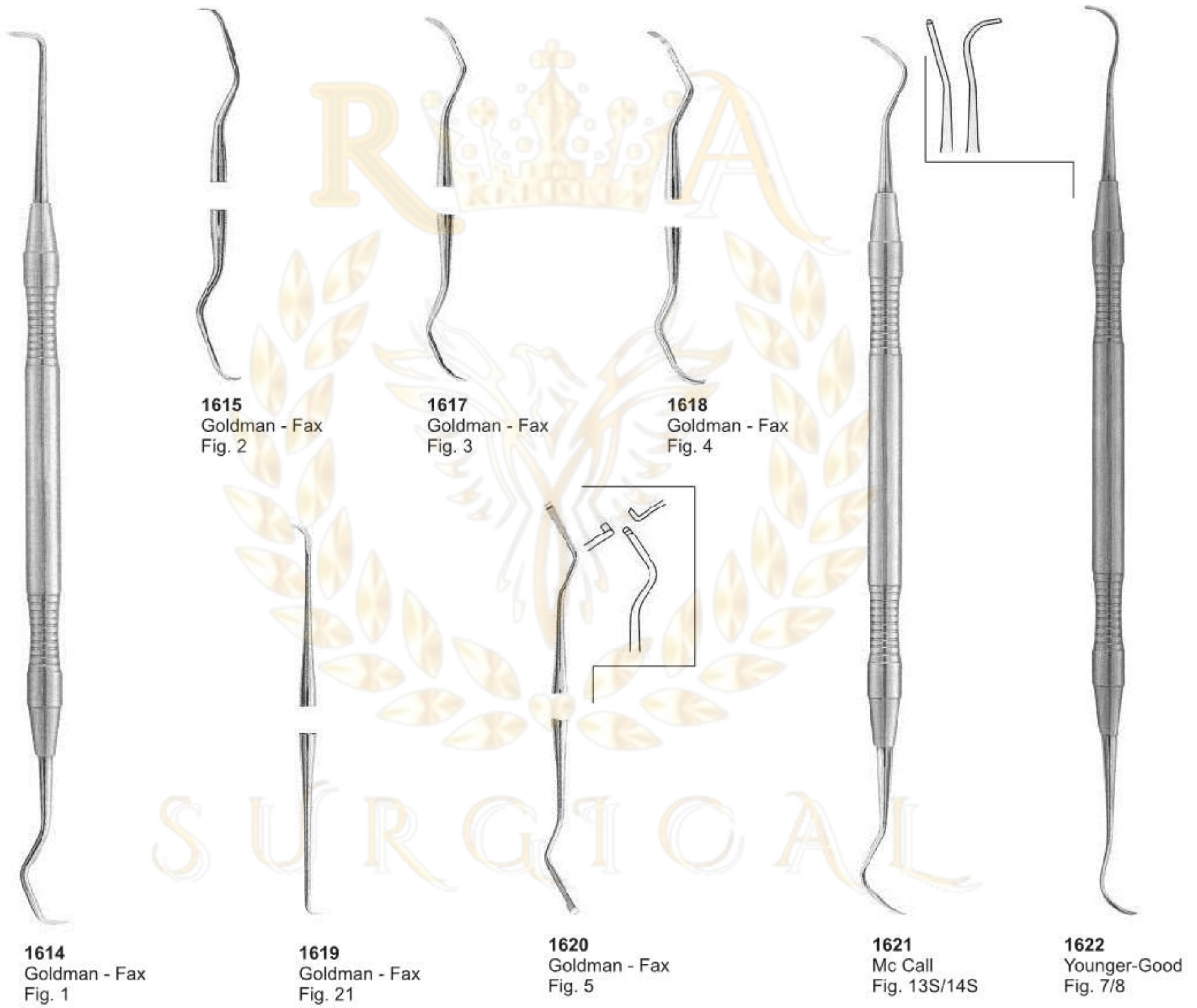


**1613**  
Gracey  
MF/type  
Fig. 15/16






# Curettes and Scalers








# Curettes and Scalers



**1623**  
Towner  
Fig. U15



**1624**  
Crane - Kaplan  
Fig. 6



**1625**  
Crane - Kaplan  
Fig. 6S



**1626**  
Taylor  
Fig. 2/3



**1627**  
Fig. 204S



**1628**  
Towner Jaquette  
Fig. U15/33



**1632**  
Jaquette  
Fig. 1



**1629**  
Columbia  
Fig. 2R/2L



**1630**  
Columbia  
Fig. 4R/4L



**1631**  
Columbia  
Fig. 13/14



**1633**  
Jaquette  
Fig. 2

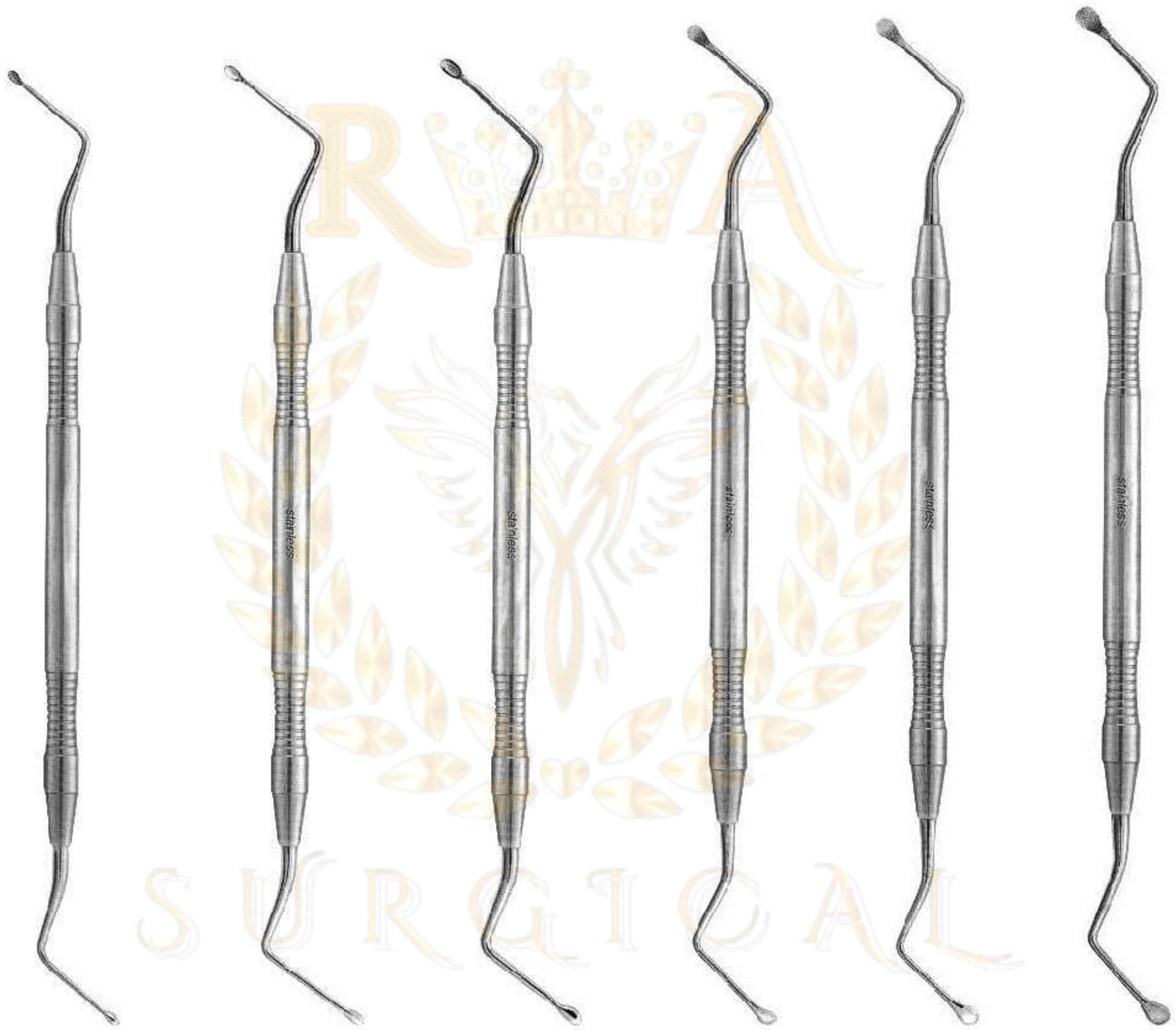


**1634**  
Jaquette  
Fig. 3





# Bone Currettes



**1635**  
Hemingway  
Fig. 1

**1636**  
Hemingway  
Fig. 2

**1637**  
Hemingway  
Fig. 3

**1638**  
Lucas  
Fig. 85

**1639**  
Lucas  
Fig. 86

**1640**  
Lucas  
Fig. 87





# Modelling Instruments



**1641** Le Cron  
**1642** Le Cron  
**1643** Le Cron  
**1644** MSY  
**1645** MSY  
**1646** Le Cron  
**1647** Hylin  
**1648** Hylin  
**1649** Hylin  
**1650** Zahle  
**1651** Zahle  
**1652** Zahle




**1653** Gritman  
**1654** Beale  
**1655** Roach  
**1656** Vehe  
**1657** P.K. Thomas Fig, 1  
**1658** P.K. Thomas Fig, 2  
**1659** P.K. Thomas Fig, 3  
**1660** P.K. Thomas Fig, 4  
**1661** P.K. Thomas Fig, 5






# Measuring Instruments



**1662**  
Boley



**1663**  
Zuricher  
130 mm



**1664**  
Vernier  
12 cm



**1665**  
Vernier



**1666**  
Caroll



**1667**  
Castroviejo's  
Scleral Marker



**1668**  
Iwanson



**1669**  
Albee





# Modelling Instruments



**1700**  
18 cm  
7 1/8"



**1701**  
18 cm  
7 1/8"



**1702**  
17 cm  
6 3/4"  
Gritman



**1703**  
17 cm  
6 3/4"  
Medicon




**1704**  
22 cm  
8 3/4"



**1705**  
Antkoviak



**1706**  
Ermert



**1707**  
Ermert





# Wax Knives



**1708**  
Fahnenstock  
Fig, 1  
12,5cm

**1709**  
Fahnenstock  
Fig, 2  
17cm

**1710**  
Lessmann  
Fig, 1  
12,5cm

**1711**  
Lessmann  
Fig, 2  
17cm

**1712**  
Con scodellino  
Fig, 1  
12,5cm

**1713**  
Con scodellino  
Fig, 2  
17cm





# Plaster Knives



1714  
Fig, 1  
17 cm



1715  
Gritman  
Fig, 2  
17 cm



1716  
Fig, 3  
16 cm



1717  
Fig, 4  
16 cm





Explorers



**1800**  
Fig 23



**1801**  
Fig 6



**1802**  
Fig 8



**1803**  
Fig 9



**1804**  
Fig 17



**1805**  
Fig 3  
Rein



**1806**  
Fig 23/17



**1807**  
Fig 17





# Endodontic Instruments



**1808**  
Fig.1  
Spreader

**1809**  
Fig.2  
Spreader

**1810**  
Fig.3  
Spreader

**1811**  
Fig.4  
Spreader

**1812**  
Fig.5  
Spreader

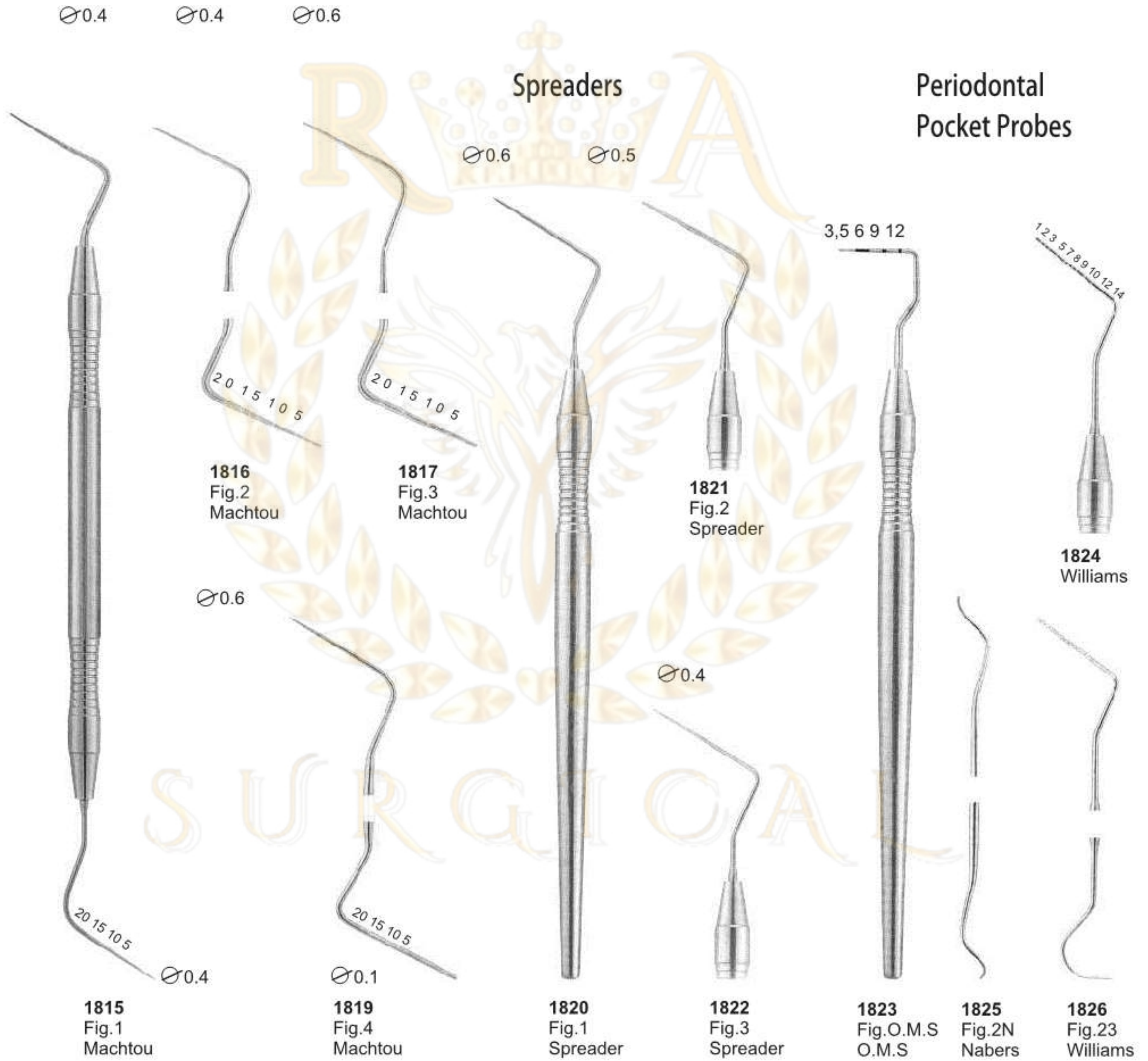
**1813**  
Fig.6  
Spreader

**1814**  
Fig.7  
Spreader





## Double-Ended Root Canal Explorers Plugger/Spreaders



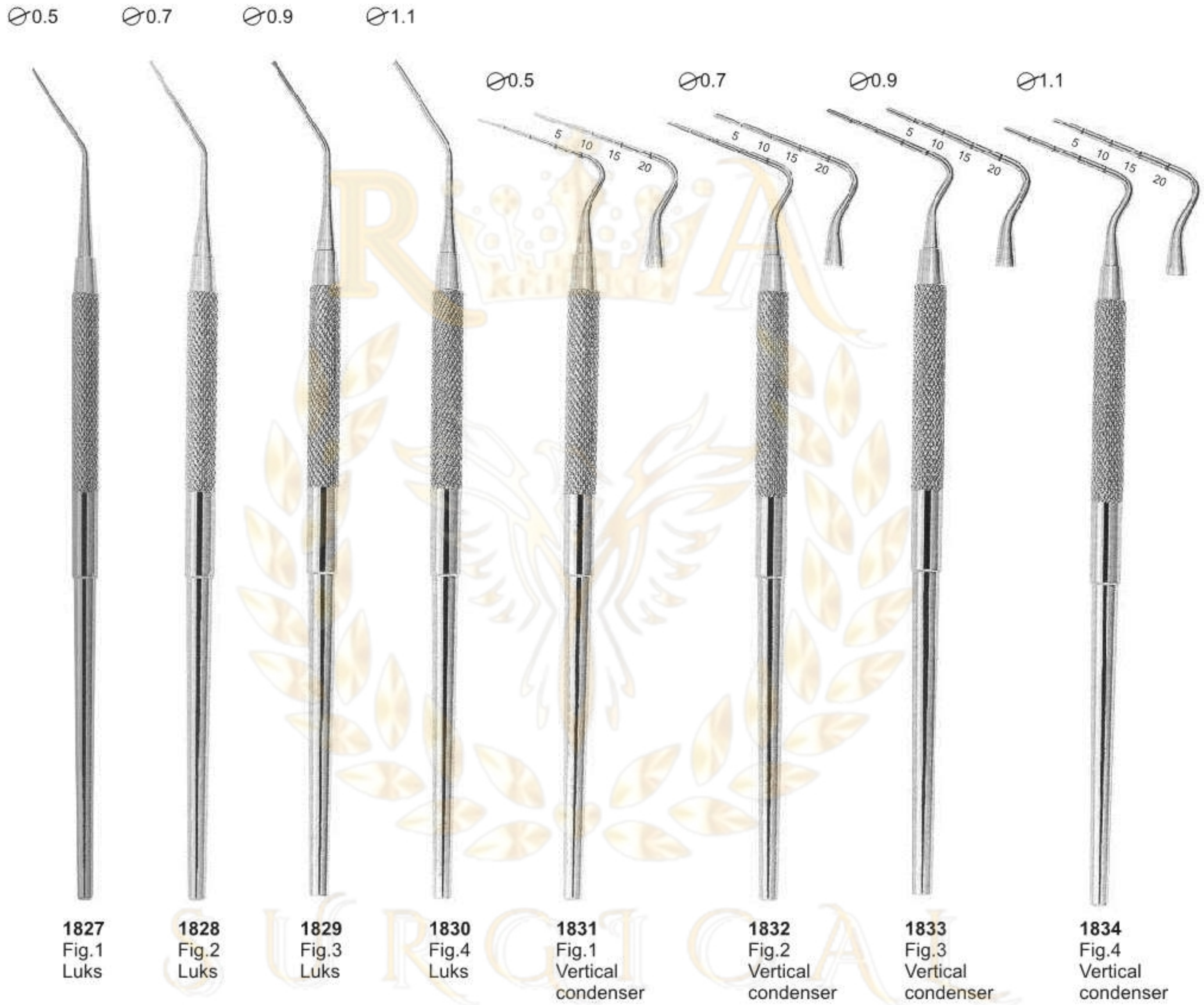





# Endodontic Instruments



## Root-canal pluggers



Endodontic set



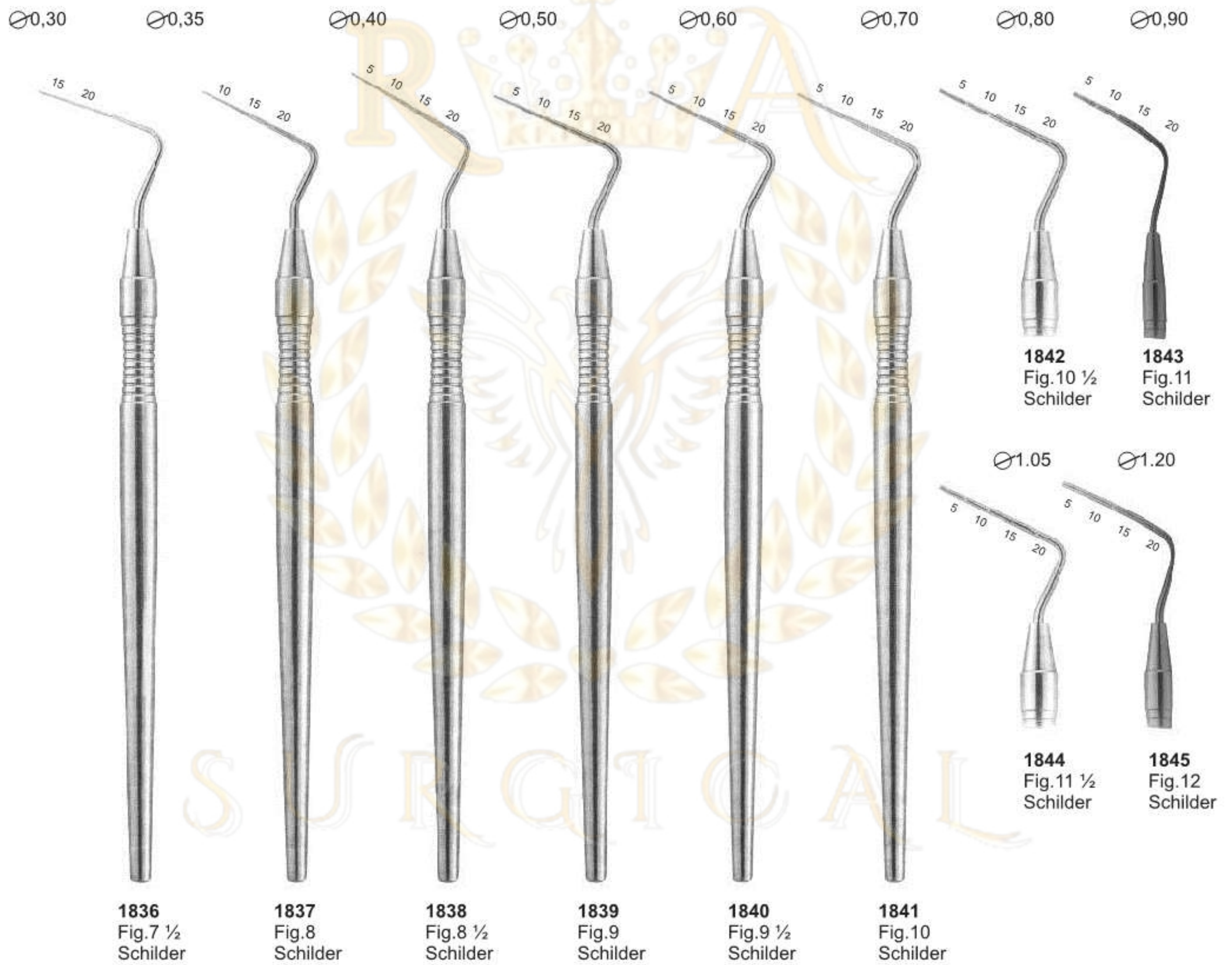
**1835**  
Measuring Plate





## Root-canal pluggers

Optimum Flexibility  
Very Fine Points







## Root-canal explorers

## Root-canal excavators



1846  
Fig.6/1



1847  
Fig.6/17



1848  
Fig.6/23



1849  
Fig.31L



1850  
Fig.32L



1851  
Fig.33L





# Excavators



1 mm



1852  
Fig 5

1.2 mm



1853  
Fig 14

1 mm



1854  
Fig 17

1.2 mm



1855  
Fig 18

1.6 mm



1856  
Fig 19

2 mm



1857  
Fig 20





# Excavators

1 mm



**1858**  
ASH  
Fig.243

1,4 mm



**1859**  
ASH  
Fig.G2

0,8 mm



**1860**  
Fig.1

0,8 mm



**1861**  
Fig.2

1 mm



**1862**  
Fig.11

1 mm



**1863**  
Fig.12

1,2 mm



**1864**  
Fig.21

1,2 mm



**1865**  
Fig.22

1,6 mm



**1866**  
Fig.31

1,6 mm



**1867**  
Fig.32

2 mm



**1868**  
Fig.41

2 mm

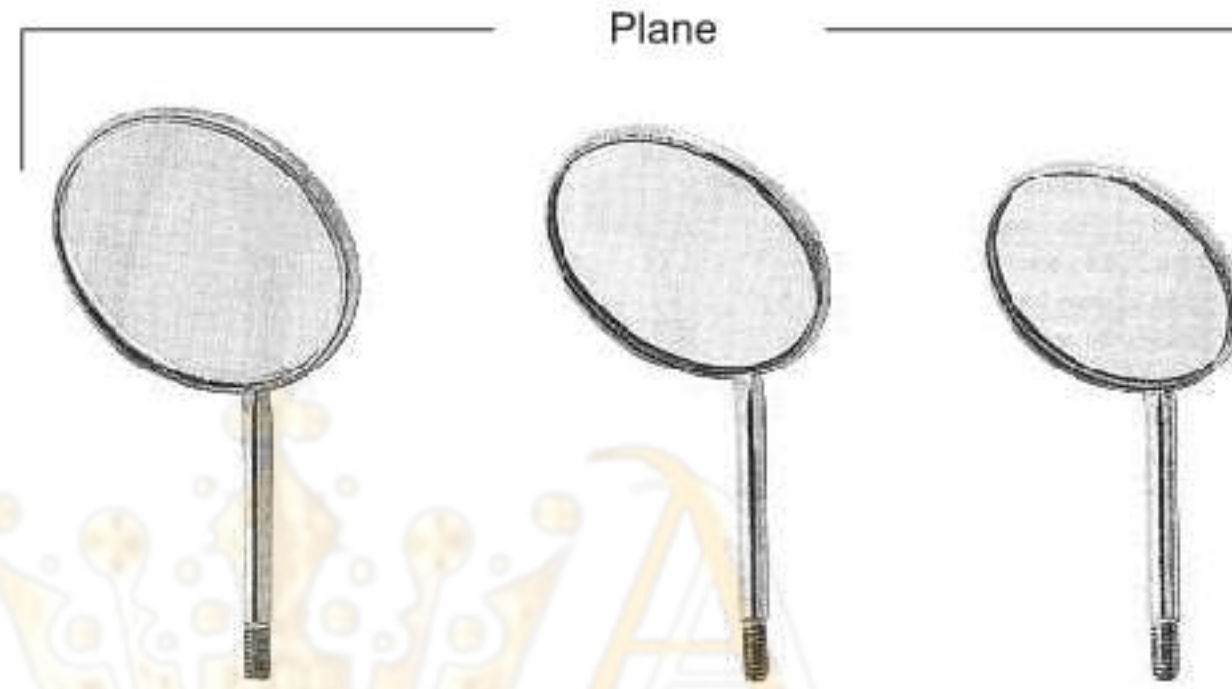


**1869**  
Fig.42






# Handles for Mouth Mirrors and Mouth Mirrors



1903  
Fig.6  
Ø26 mm

1904  
Fig.5  
Ø24 mm

1905  
Fig.4  
Ø22 mm



1906  
Fig.4  
Rhodium  
Ø22 mm

Front surface  
mouth mirrors

Set of 5 pieces



1900

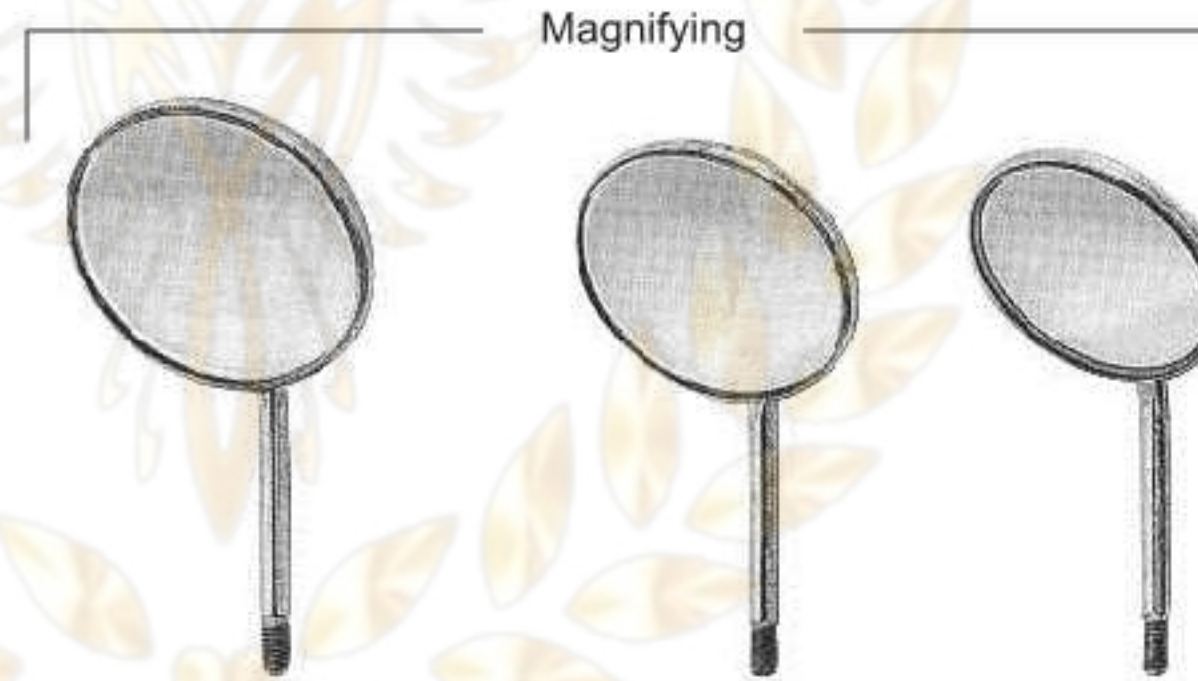


1901



1902

Hollow,  
stainless  
steel



1907  
Fig.6  
Ø26 mm

1908  
Fig.5  
Ø24 mm

1909  
Fig.4  
Ø22 mm



1910  
Fig.5  
Rhodium  
Ø24 mm





# Handles for Mouth Mirrors and Mouth Mirrors



1911



1912



1913



1914



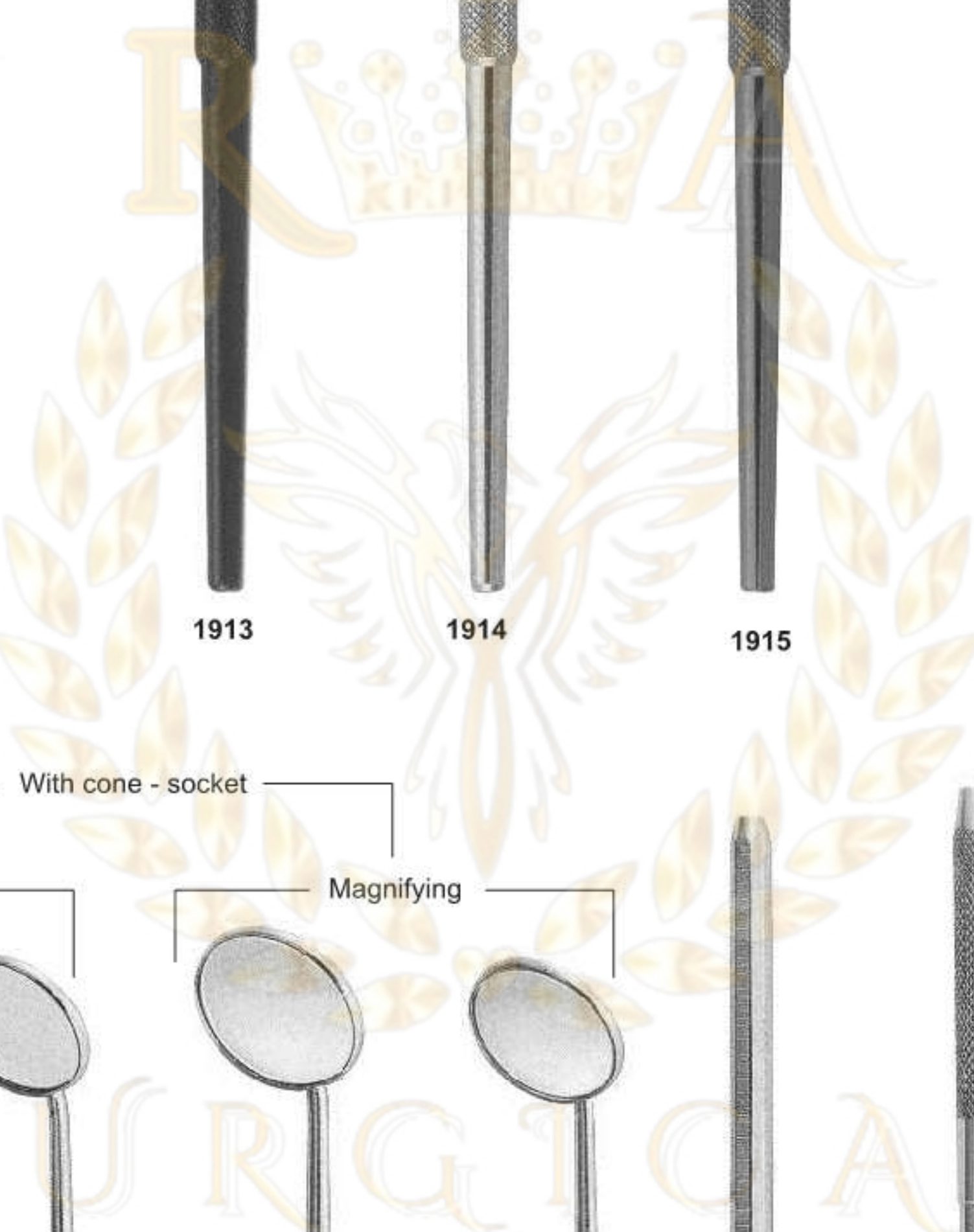
1915



1916  
Parallelometer  
mouth mirror



1917  
Parallelometer  
mouth mirror  
+ handle  
code 2101



1922  
Cone - socket



1923  
Cone - socket



1924  
Cone - socket





# Cement Spatulas



2000



2001



2002



2003



2004



2005



2006



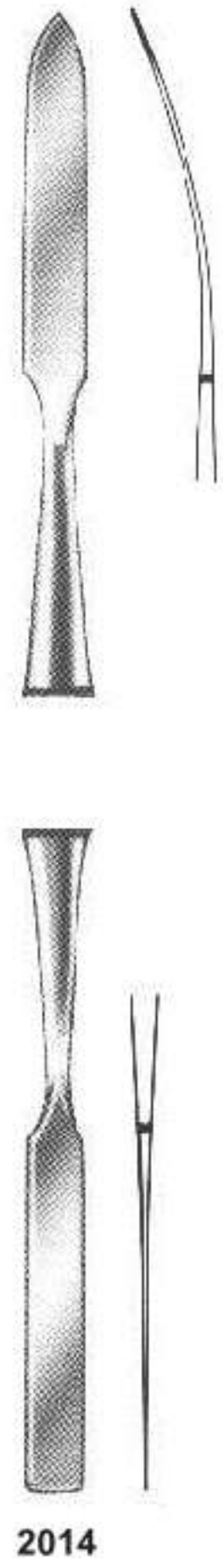
2007

SURGICAL





# Cement Spatulas



SURGICAL





# Spatulas for Plaster and Alginate







# Spatulas for Plaster and Alginate



Flexible

2126  
Fig. 7  
19.5 cm



Rigid

2127  
Fig. 8  
20 cm



2128  
Fig. 9  
22.5 cm





# Needle Holders



**2200**  
Mayo-Hegar  
16 cm

**2201**  
Mayo-Hegar TC  
16 cm

**2202**  
Mayo-Hegar  
18 cm

**2203**  
Mayo-Hegar TC  
18 cm



**2204**  
Mini-Ryder  
18 cm

**2205**  
Mini-Ryder  
15 cm

**2206**  
Derf  
12 cm

**2207**  
Hegar-Baumgarther  
14 cm





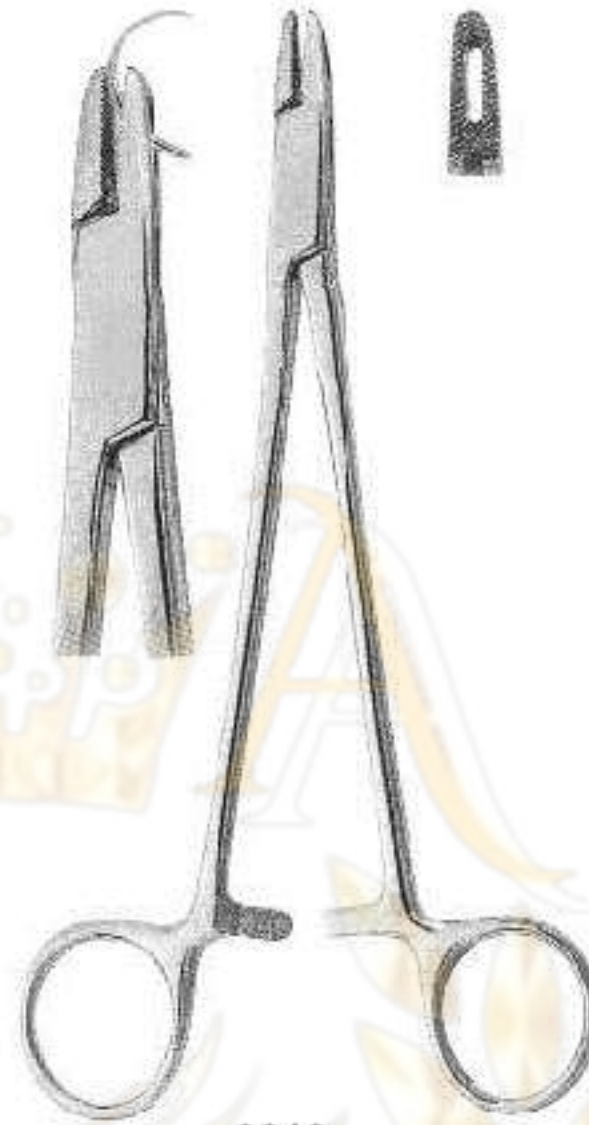
# Needle Holders



**2208**  
Crile-Wood  
15 cm



**2209**  
Crile-Wood TC  
15 cm



**2210**  
Adson  
17.5 cm



**2211**  
Olsen-Hegar  
14 cm



**2212**  
Baumgarther  
14.5 cm



**2213**  
Gillies  
16 cm



**2214**  
Gillies  
16 cm



**2215**  
Hegar-Baumgarther  
14 cm





# Needle Holders



**2216**  
Toennis  
18 cm



**2217**  
Toennis  
18 cm



**2218**  
Lichtenberg  
17 cm



**2219**  
Lichtenberg  
17 cm



**2220**  
Eiselberg-Mathieu  
19.5 cm



**2221**  
Boynton  
12 cm



**2222**  
Arruga  
16 cm



**2223**  
Boynton  
12 cm



**2224**  
Arruga  
16 cm





# Needle Holders




**2225**  
Castroviejo  
14 cm



**2226**  
Castroviejo  
14 cm




**2227**  
Castroviejo  
14/60 cm



**2228**  
Castroviejo  
18 cm



**2229**  
Castroviejo  
18 cm



**2230**  
Castroviejo  
14 cm



**2231**  
Castroviejo  
14 cm



**2232**  
Castroviejo  
14/60 cm



**2233**  
Castroviejo  
18 cm

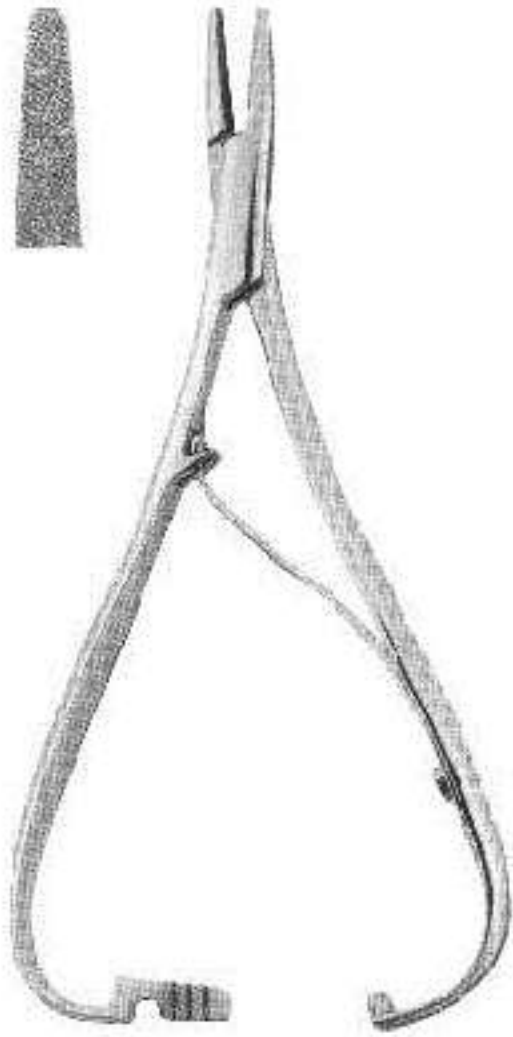


**2234**  
Castroviejo  
18 cm





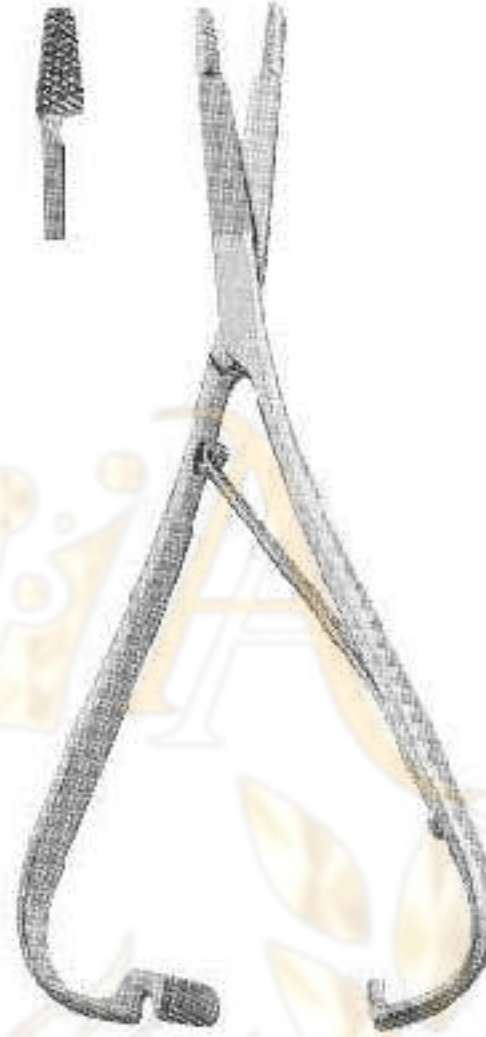
# Needle Holders




**2235**  
Mathieu  
14 cm



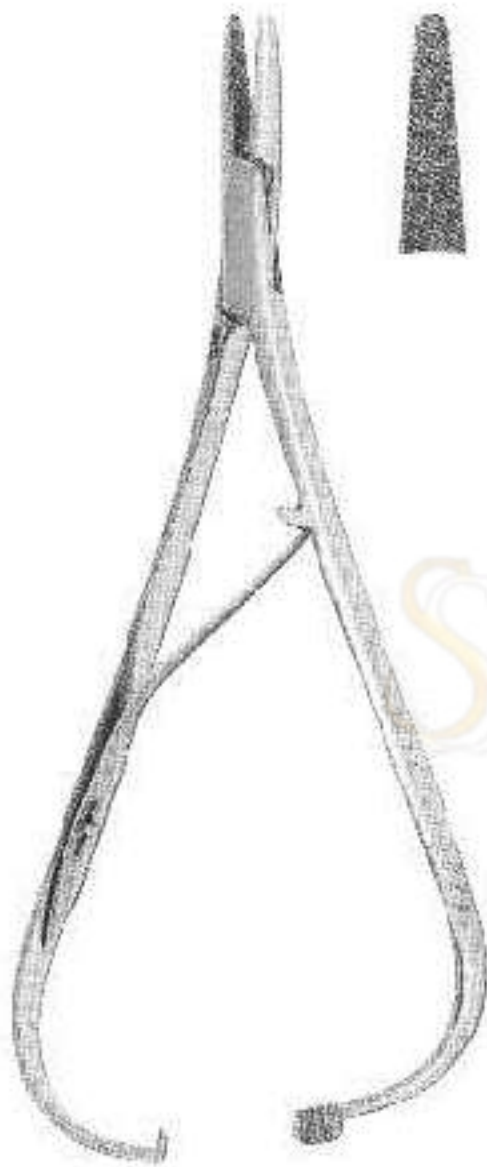
**2236**  
Mathieu  
14 cm



**2237**  
Mathieu  
14 cm



**2238**  
Mathieu  
14 cm



**2239**  
Mathieu  
17 cm



**2240**  
Mathieu  
17 cm



**2241**  
Mathieu  
14 cm




**2242**  
Micro-Barraquer  
18 cm





# Needle Holders & Stainless Steel Saliva Ejectors



The tips have tungsten carbide inserts for better handling.



**2243**  
Mathieu  
17 cm



**2244**  
Mathieu  
17 cm



**2245**  
Micro-Barraquer  
14 cm



**2246**  
Castroviejo  
13 cm



**2247**  
Castroviejo-Barraquer  
13 cm



**2248**  
Castroviejo  
13 cm



**2249**  
Castroviejo  
13 cm



**2251**  
18.03mm,cm



**2252**  
18.04mm,cm



**2253**  
18.05mm,cm



**2250**  
Fig.6FR  
Fraizer  
15.02mm,cm



**2254**  
Fig.12FR  
Fraizer  
15.04mm,cm



**2255**  
Fig.10FR  
Fraizer  
15.03,3mm,cm




**2256**  
Fig.8FR  
Fraizer  
15.02,7mm,cm





# Water Syringes



**2300**  
Water Syringe complete with  
1 cannula (Lure-Lock)



**2301**  
Water Syringe complete with  
1 cannula (Lure-Lock)



**2302**  
Metal water syringe, self-filling,  
with 1 cannula (Lure-Lock)



**2303**  
Sparrel Barrel with  
plunger suitable for  
syringes




**2304**  
Cannula, only, with  
Luer-Lock connector  
suitable for syringes






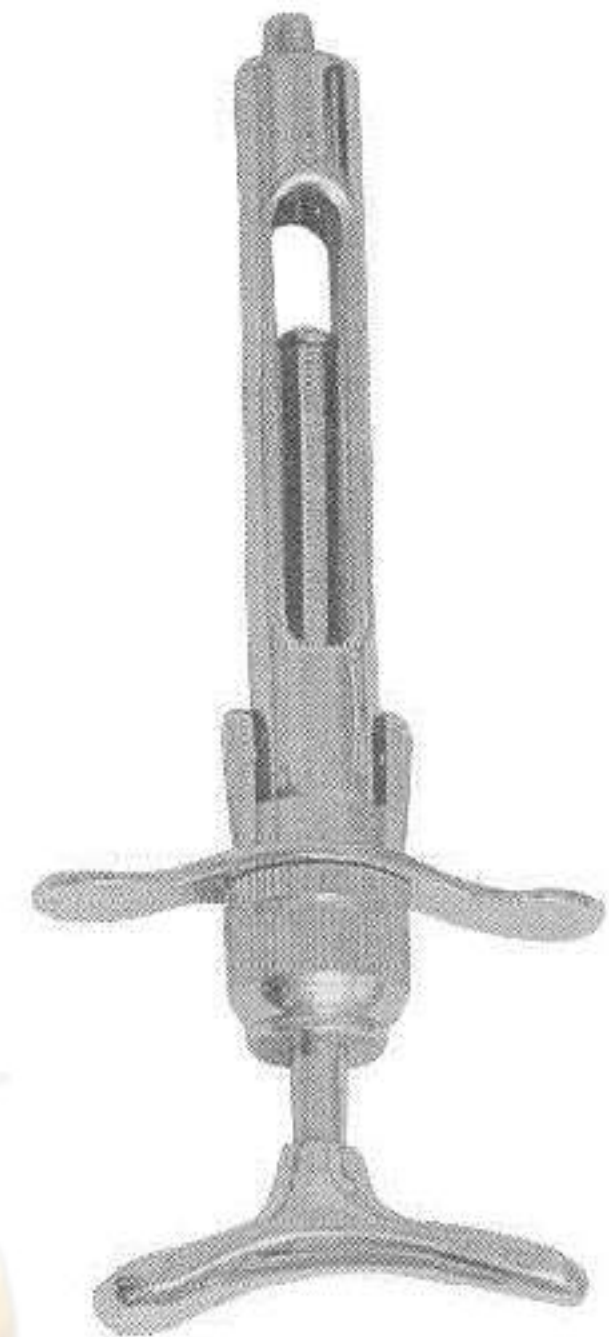
# Syringes, Rulers, Band Adaptor, Position Gauge




**2305**  
Aspirating Syringe



**2306**  
Position Gauge




**2307**  
Breech Loading Syringe



**2308**  
Aspirating & Breech Syringe



**2309**  
Band Adaptor



**2310**  
Endo Finger Ruler  
With Adjustable Slide



**2311**  
Aspirating Syringe





# Dental Syringes



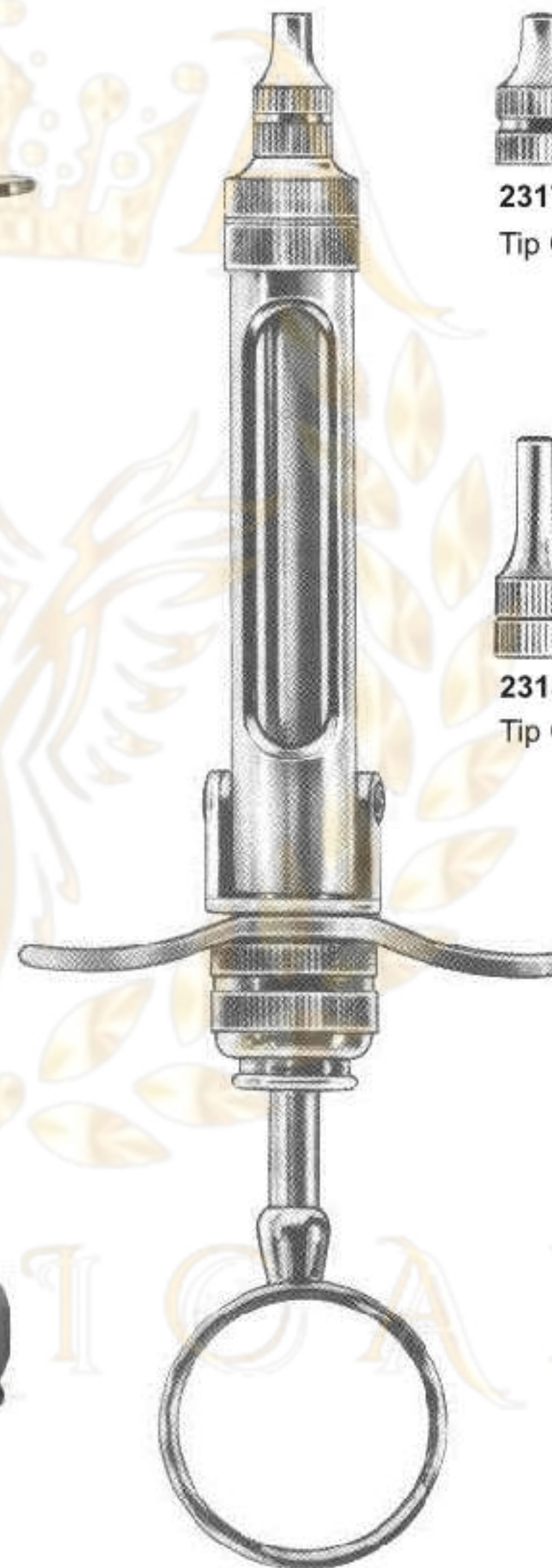
2312



2313



2314



2315 1,8 ml  
2316 2,2 ml

Cartridge Syringe complete  
With 2 tips and without needles



2317  
Tip Only, short



2318  
Tip Only, long



2319



2320



2321





# Intra-Ligamental Syringes & Dental Syringes



**2322**  
Cork screw tip



**2323**  
Cork screw tip



**2324**  
Folding type, cork  
screw tip



**2325**  
Folding type, cork  
screw tip



**2326**



**2330**  
Autoclavable Plastic Protection sleeve



**2328**  
Spare cap with  
metric thread



**2329**  
With Whitworth  
thread



**2327**  
Cork screw tip



**2331**  
Brass syringe with stainless steel moving parts



**2332**  
Brass syringe with stainless  
steel moving parts






# Dental Tweezers



**2400**  
College  
15 cm



smooth




**2401**  
College  
15 cm



serrated



**2402**  
College  
15 cm



smooth



**2403**  
College  
15 cm



serrated



**2404**  
College  
15 cm



smooth



**2405**  
College  
15 cm



serrated



**2406**  
College  
15 cm



smooth



**2407**  
College  
15 cm



serrated





# Dental Tweezers



**2408**  
Meriam  
16 cm



smooth



**2409**  
Meriam  
16 cm



serrated



**2410**  
Meriam  
16 cm



smooth



**2411**  
Meriam  
16 cm



serrated



**2412**  
Meriam  
16 cm



smooth



**2413**  
Meriam  
16 cm



serrated



**2414**  
Meriam  
16 cm



smooth



**2415**  
Meriam  
16 cm



serrated

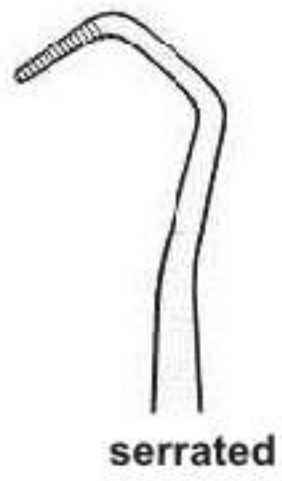




# Dental Tweezers



**2416**  
College  
14.5 cm, 5 3/4"



serrated



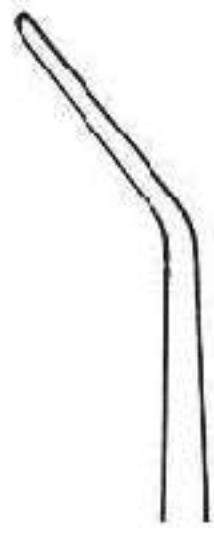
**2417**  
Flagg  
16 cm, 6 1/4"



serrated



**2418**  
Flagg  
16 cm, 6 1/4"



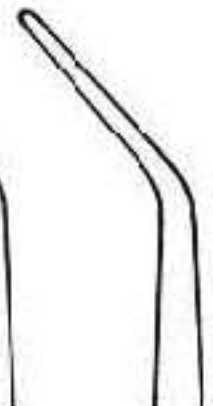
smooth



**2419**  
Landgraf  
15 cm, 6"



serrated



smooth



**2420**  
15.5 cm, 6 1/8"



smooth



**2421**  
15.5 cm, 6 1/8"



con cierre



**2422**  
London-College  
15 cm, 6"



serrated



**2423**  
London-College  
15 cm, 6"



smooth



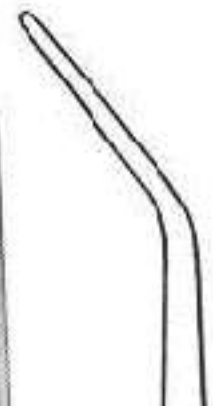
**2424**  
London-College  
15 cm, 6"



serrated



**2425**  
London-College  
15 cm, 6"



smooth





# Dental Tweezers



**2426**  
CK1  
15 cm, 6"

**2427**  
CK2  
15 cm, 6"

**2428**  
GF2  
16 cm, 6 1/4"

**2429**  
Gf1  
16 cm, 6 1/4"

**2430**  
Kopp  
15.5 cm, 6 1/8"



**2431**  
Kopp  
15.5 cm, 6 1/8"

**2432**  
15 cm, 6"

**2433**  
16.5 cm, 6 1/2"

**2434**  
15.5 cm, 6 1/8"

**2435**  
15.5 cm, 6 1/8"

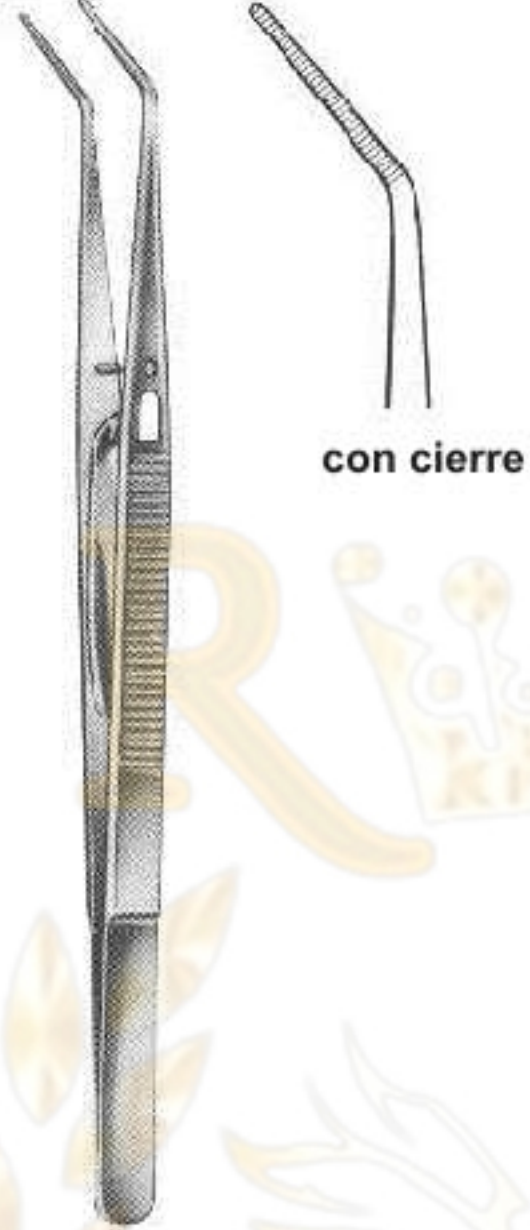




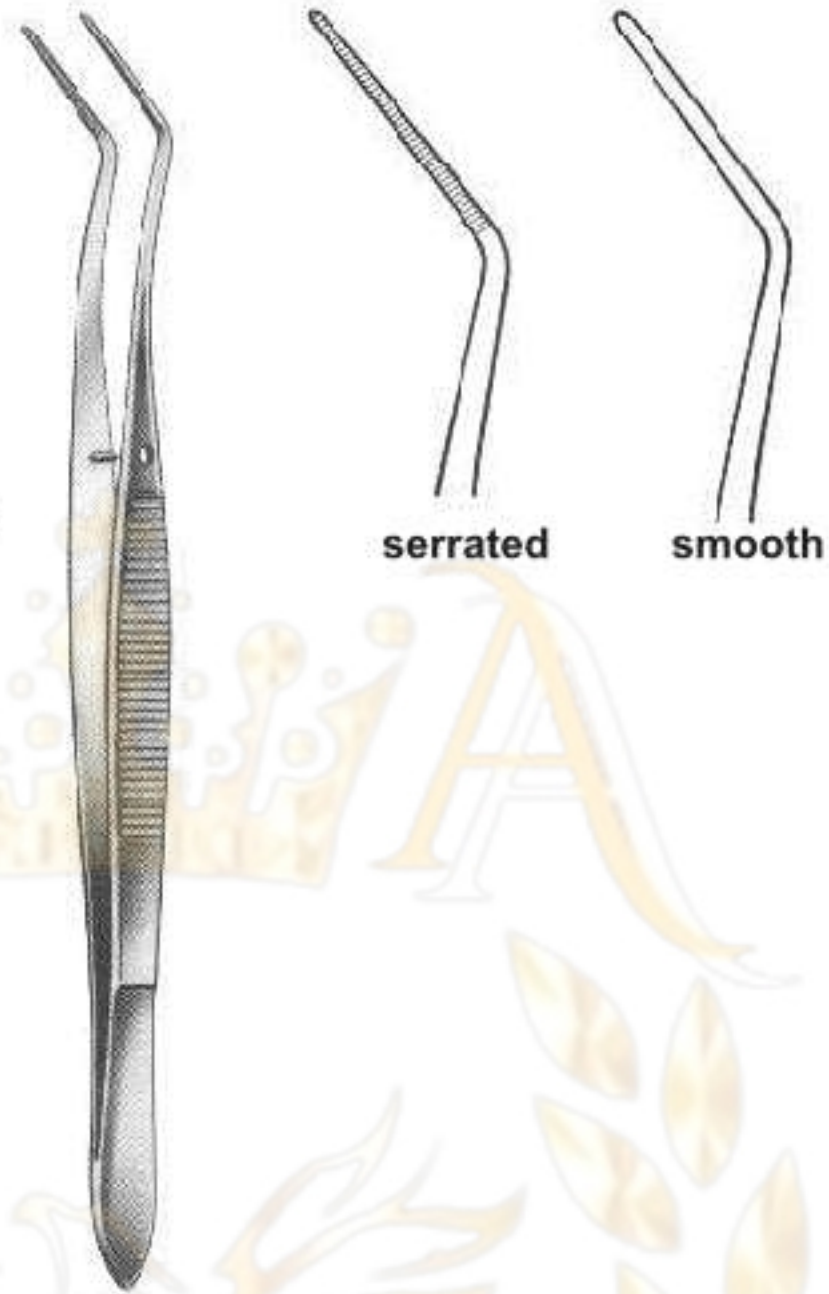
# Dental Tweezers



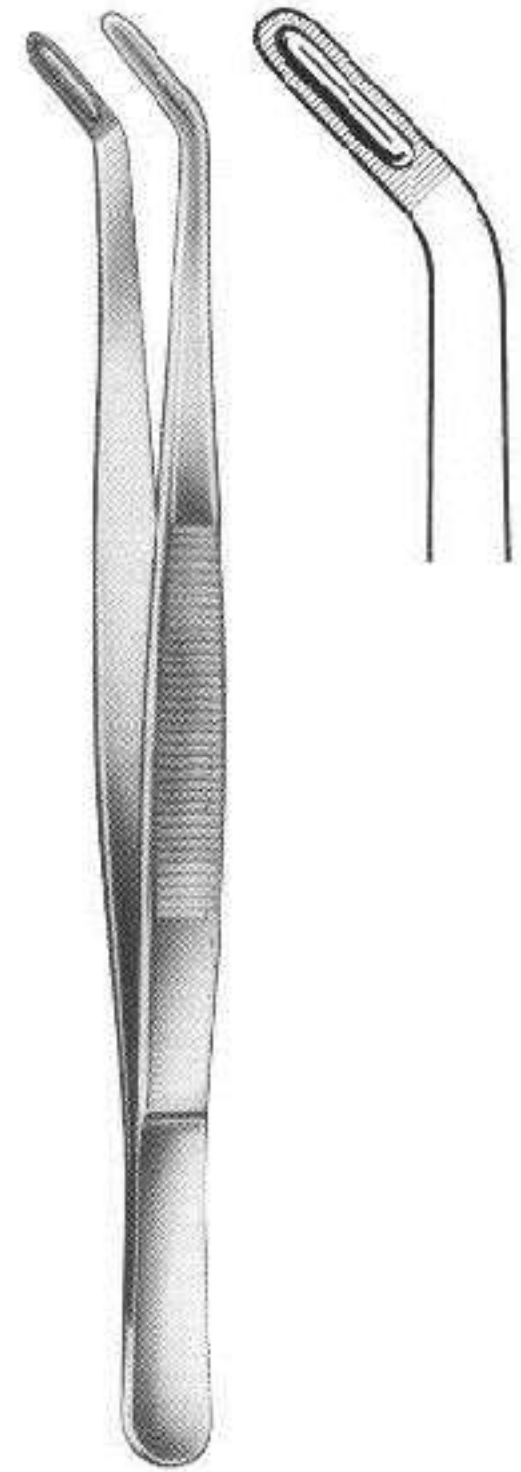
**2436**  
London-College  
15 cm, 6"



**2437**  
London-College  
15 cm, 6"



**2438**  
Meriam  
16 cm, 6 1/4"



**2439**  
Allen  
18 cm, 7 1/8"



**2440**  
Albrecht  
16 cm, 6 1/4"



**2441**  
Albrecht  
16 cm, 6 1/4"



**2442**  
16 cm, 6 1/4"



**2443**  
16 cm, 6 1/4"



**2444**  
16 cm, 6 1/4"





# Rubber Dam Clamp Forceps



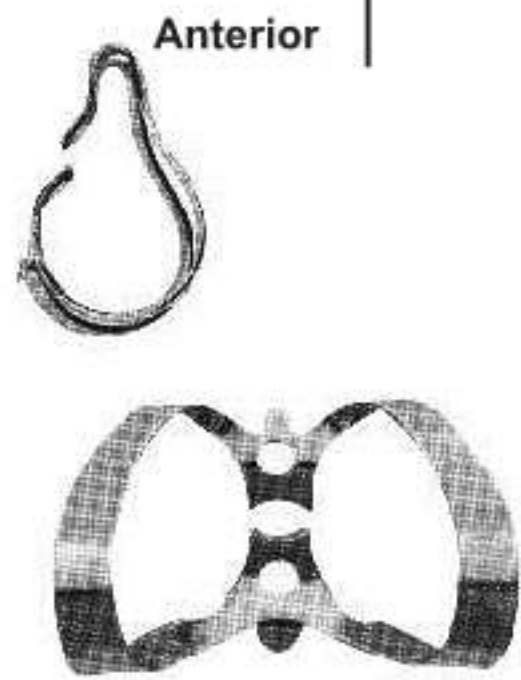
## CLAMPS ( PLIERS )





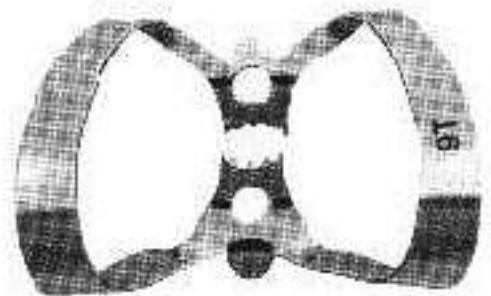


# Rubber Dam Clamps

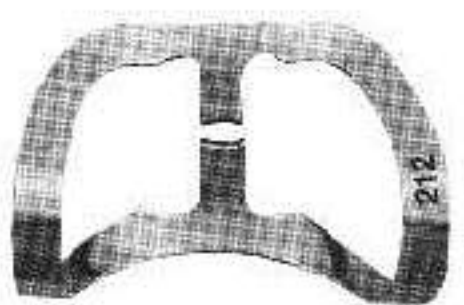


Anterior

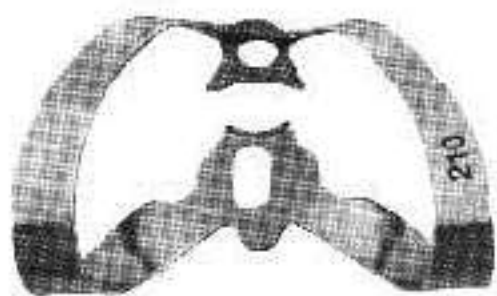
2510 - 9  
Winged  
Labial Clamp



2511 - 9T  
Winged  
Edged Labial Clamp



2512 - 212  
Winged  
Cervical Clamp



2513 - 210  
Winged  
Labial Clamp

Premolars



2514 - 00  
Winged



2515 - 0  
Winged



2516 - W0  
Wingless

For Small Teeth, Elongated or With Narrow Collars



2517 - 1  
Winged



2518 - 1T  
Winged



2519 - W1  
Wingless

For General Use With Adjustable Jaws According To Gingival Line Shapes



2520 - 2A  
Winged



2521 - 2AT  
Edged, Winged

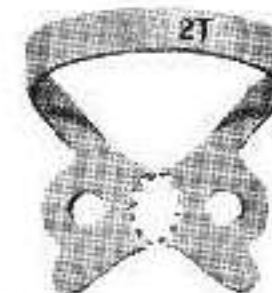


2522 - W2A  
Wingless

For Premolars, With Elongated Collar



2523 - 2  
Winged



2524 - 2T  
Edged, Winged



2525 - W2  
Wingless

For Premolars, With Elongated Collar



2526 - 29  
Wingless

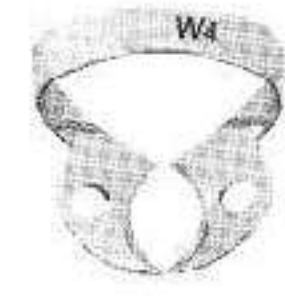
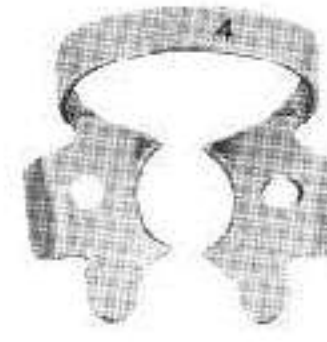
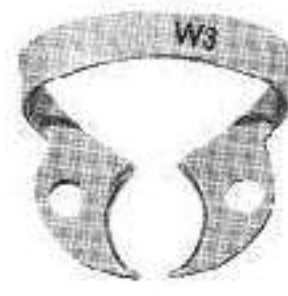


2527 - 60  
Wingless





# Rubber Dam Clamps



2528 - 3  
Winged

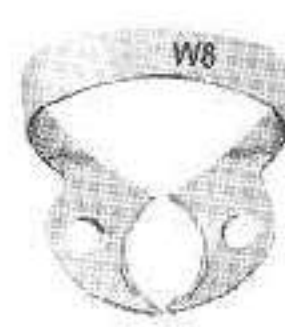
2529 - W3  
Wingless

2530 - 4  
Winged

2531 - W4  
Wingless

For Small Lower Molars

For Small Lower Molars With Round clamps



2532 - 7  
Winged

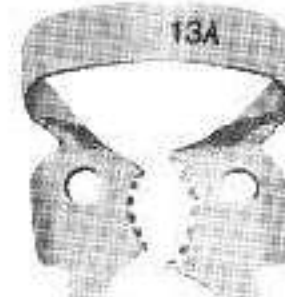
2533 - W7  
Wingless

2534 - 8  
Winged

2535 - W8  
Wingless

For Square Lower Molars

For Round Upper Molars



2536 - 8A  
Winged

2537 - W8A  
Wingless

2538 - 12A  
Winged

2539 - 13A  
Wingless

For Molar Roots

For Partially Broken Molars



2540 - 14  
Winged

2541 - 14T  
Edged Winged

2542 - W14  
Wingless

2543 - 14A  
Winged

2544 - W14A  
Wingless

For Round Molars, Partially Broken, Undersized or Inclined



2545 - 26  
Wingless

2246 - 51  
Wingless

2547 - 202  
Winged

2548 - 205  
Winged





# Matrix Retainers and Matrix Bands



**2600**  
Ivory  
63mm



**2601-1**  
Tofflemire-Universal



**2602-2**  
Tofflemire-Junior



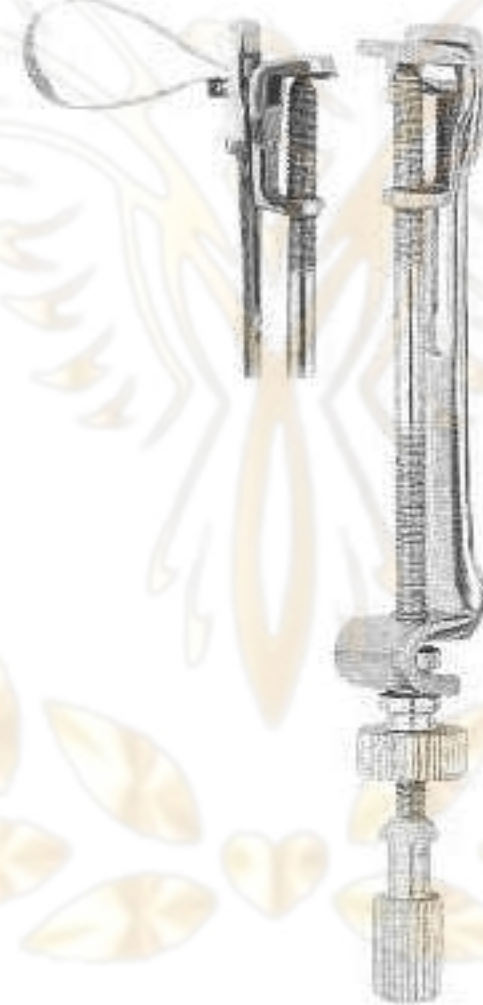
**2603-3**  
Tofflemire-Senior



**2604-5**  
Ivory 8  
5 mm




**2605-6**  
Ivory 8  
6 mm



**2606**  
Ivory 8  
7 mm




**2607**  
Ivory 8 N



**2608**  
Didner 8 P




**2610-7**



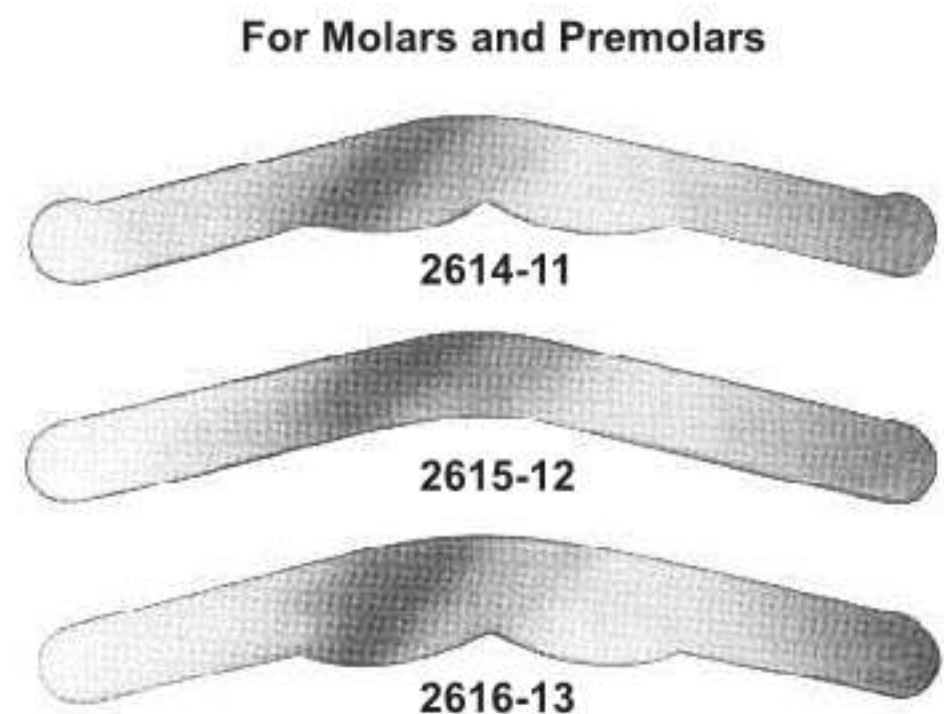
**2611-8**



**2612-9**



**2613-10**



For Molars and Premolars

**2614-11**

**2615-12**

**2616-13**

1750-5 mm x 100 cm  
1750-6 mm x 100 cm  
1750-7 mm x 100 cm



**2609**





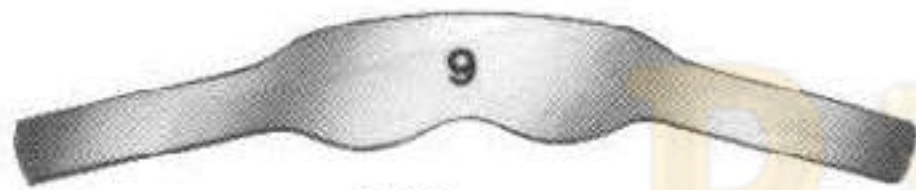
# Matrix Bands



2617  
Molar  
Fig 7



2618  
Molar  
Fig 8



2619  
Molar  
Fig 9



2620  
Molar  
Fig 10



2621  
Tofflemire



2622  
Tofflemire



2623  
Tofflemire



2624  
Bicuspid



2625  
Bicuspid



2626  
Bicuspid



2627  
Bicuspid



2628  
Bicuspid



2629  
Bicuspid



2633



2630  
Molar



2631  
Molar

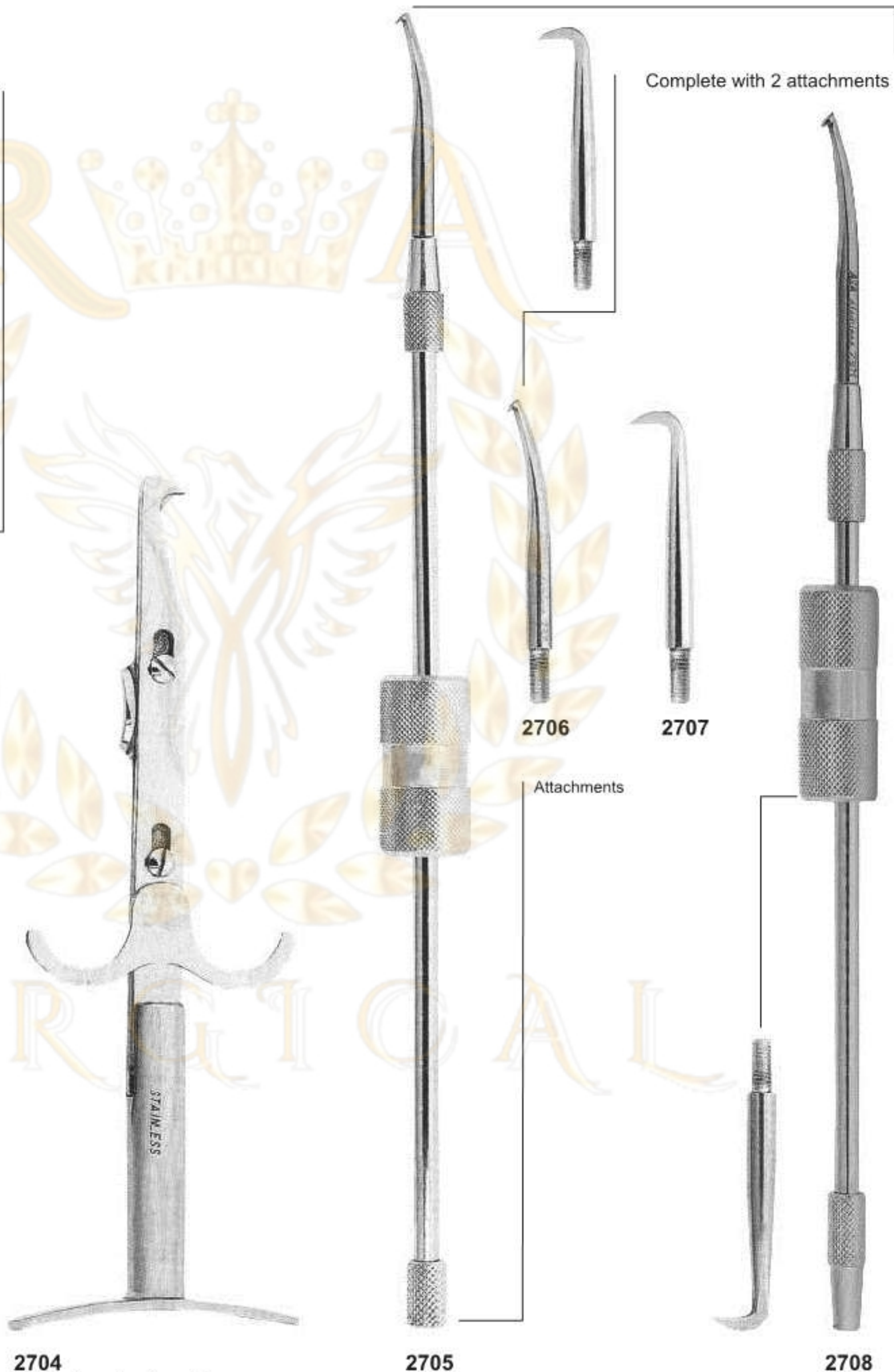



2632  
Molars





# Dental Crown Removers




**2704**  
Crown Spreader, Crown Remove.  
Special instrument for crown spreading  
after separating, simple and safe  
operation.





# Dental Crown Removers, Scissors, Forceps, Amalgum Guns & Carriers







# Amalgum Guns and Carriers







# Copper Ring Removing Pliers, Paper Articulator Forceps



## Copper ring removing pliers



**2900**  
Bohm  
11,5 cm



**2901**  
Bohm  
14,5 cm



**2902**  
Furrer  
16 cm



**2903**  
Furrer  
16 cm



**2904**  
Miller  
15 cm



**2905**  
Miller  
15 cm



**2906**  
Kelly  
14 cm



**2907**  
Halstead-Mosquito  
12 cm

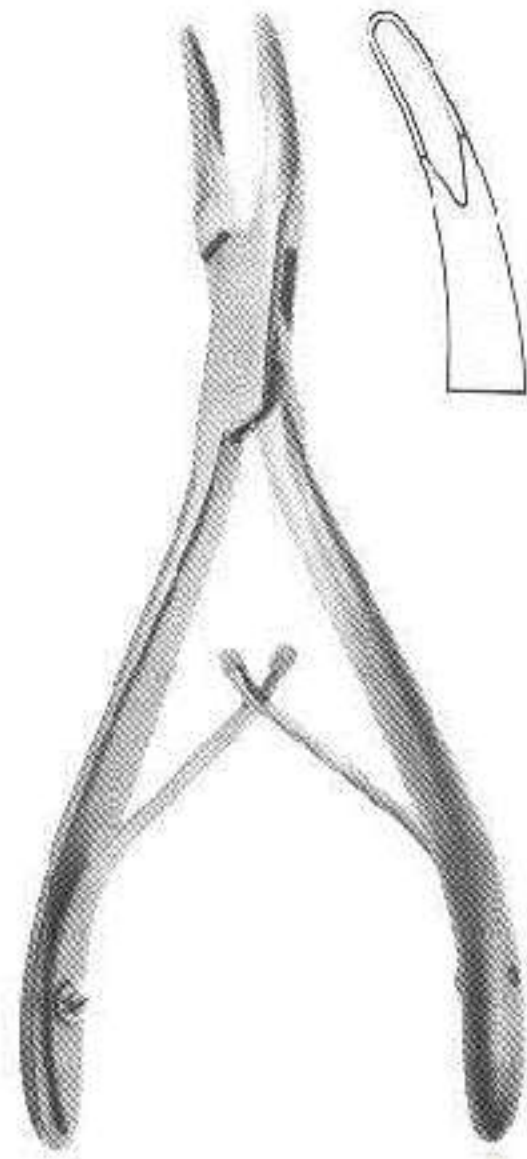


**2908**  
Micro-Mosquito  
10 cm

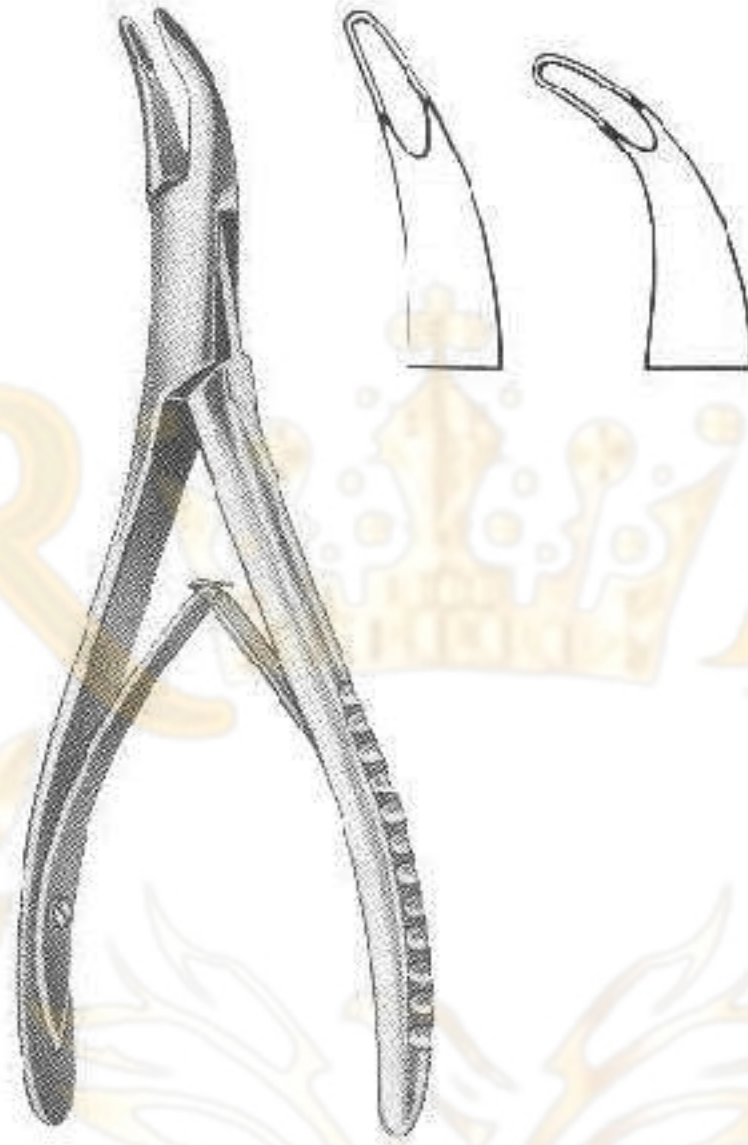




# Rongeurs



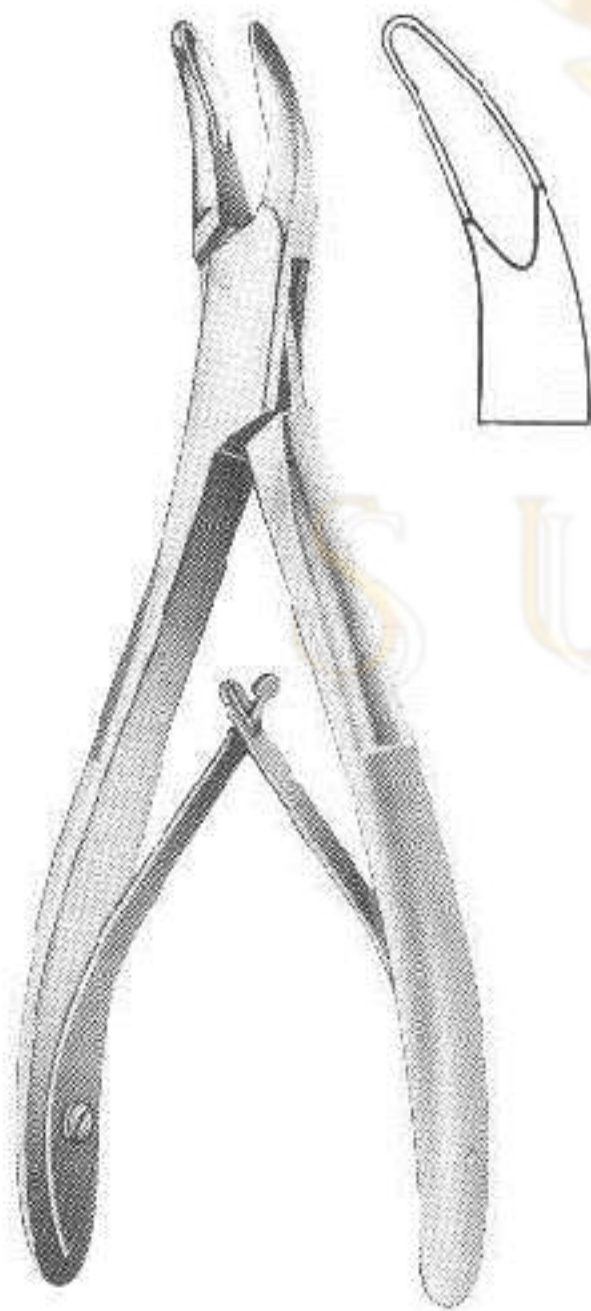
**3000**  
Friedmann  
14 cm, 5 1/2"



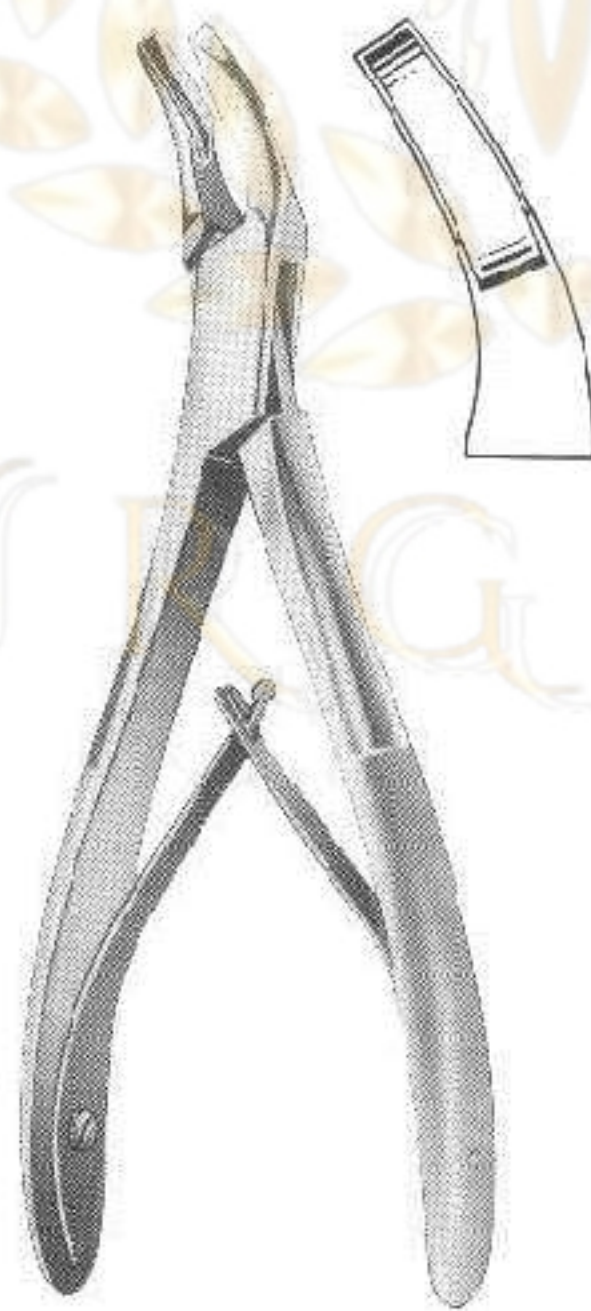
**3001**  
Mead  
14 cm, 5 1/2"



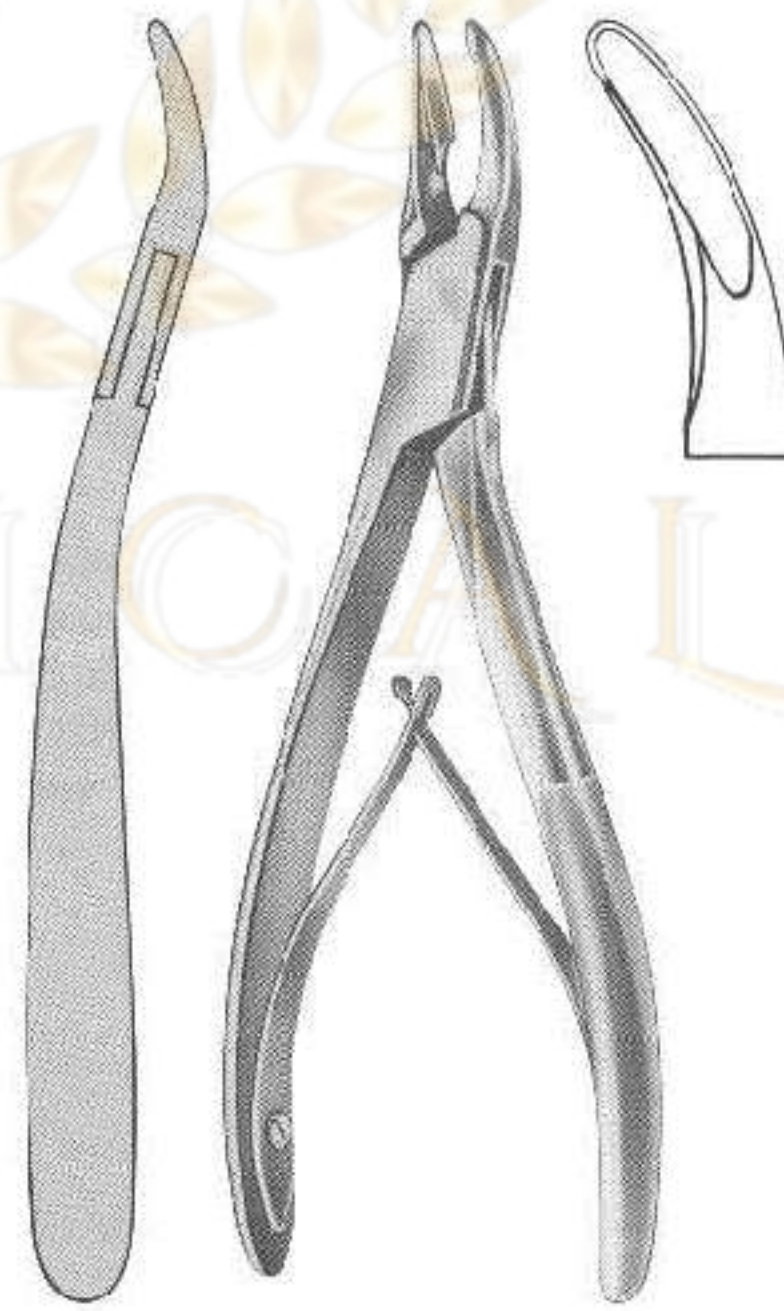
**3002**  
Mead  
14 cm, 5 1/2"



**3003**  
Mead  
14 cm, 5 1/2"



**3004**  
Mead  
17 cm, 6 3/4"



**3005**  
Schell  
17 cm, 6 3/4"





# Bone Rongeurs



**3006**  
Luer  
15 cm



**3007**  
Friedman  
14 cm



**3008**  
Mini Friedman  
12 cm



**3009**  
Goldman-Fax  
10 cm



**3010**  
Blumenthal  
15 cm



**3011**  
Blumenthal 45  
14,5 cm



**3012**  
Blumenthal 90  
14 cm



**3013**  
Bohler  
15 cm



**3014**  
Kerrison  
15 cm





# Rongeurs



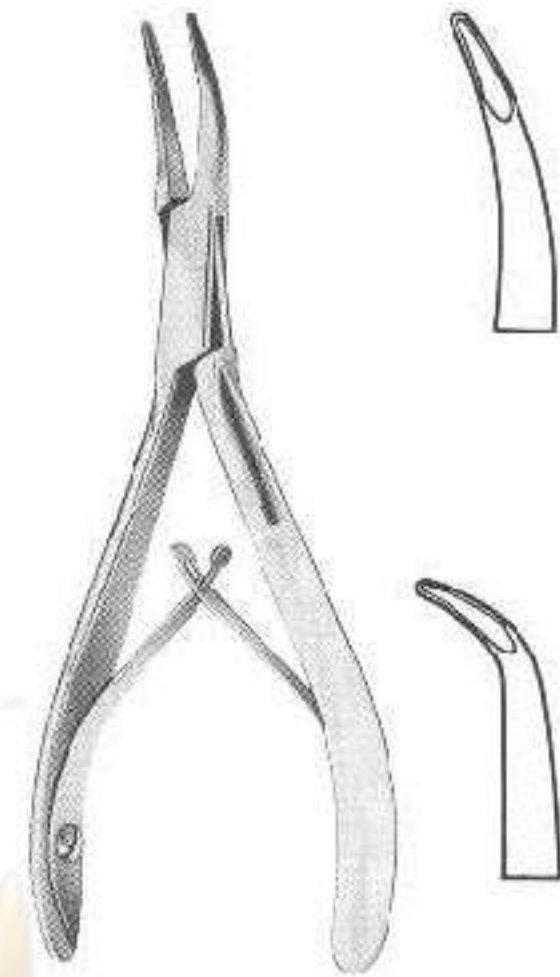
**3015**  
Blumenthal  
16 cm, 6 1/4"



**3016**  
Blumenthal  
16 cm, 6 1/4"



**3017**  
Blumenthal  
16 cm, 6 1/4"



**3018**  
Kleinert-Kutz  
14 cm, 5 1/2"



**3019**  
Ruskin-Mini  
15 cm



**3020**  
Beyer  
18 cm, 7 1/8"




**3021**  
Zaufal-Jansen  
18 cm, 7 1/8"





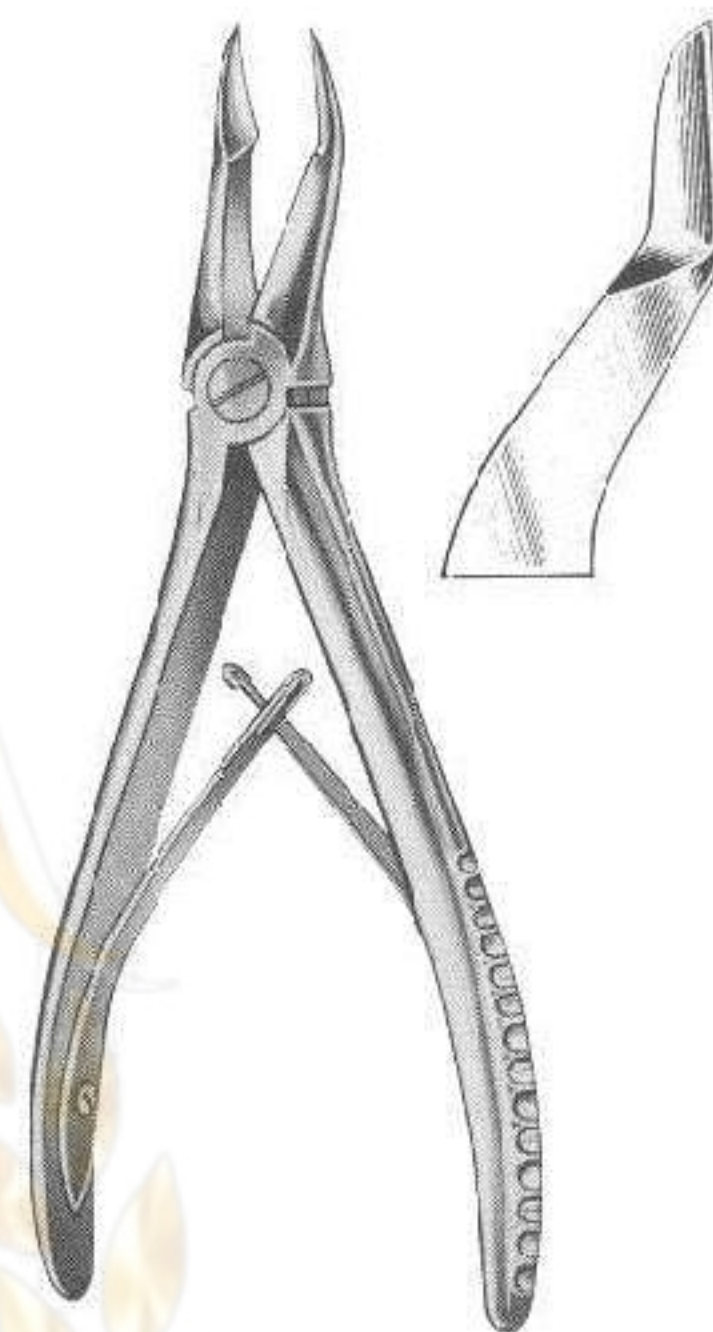
# Rongeurs



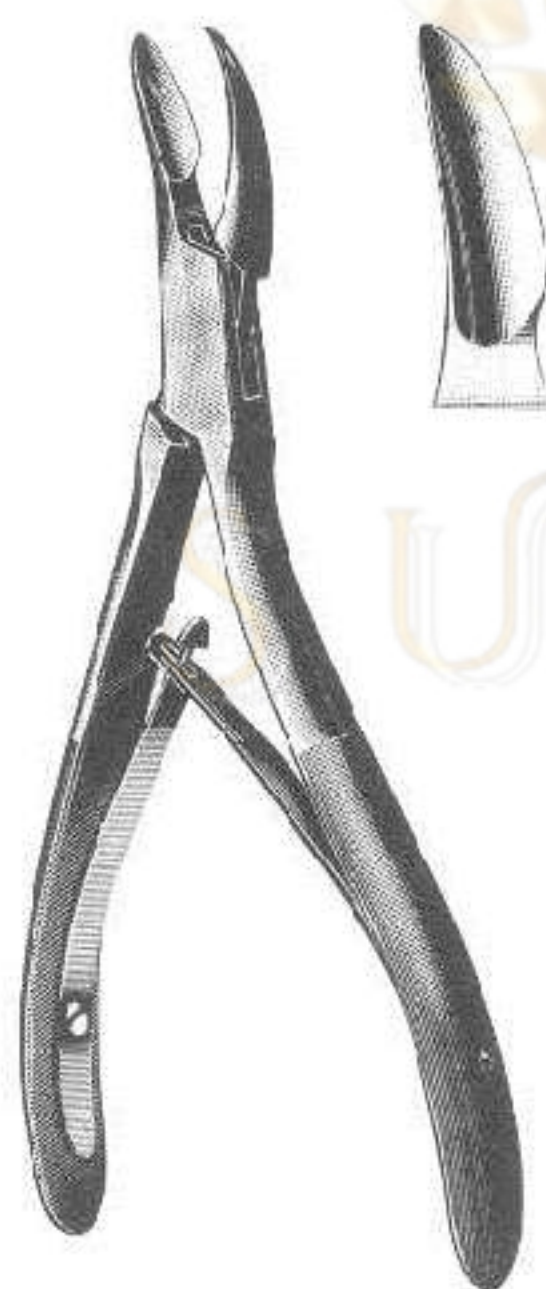
**3022**  
Niro  
No. 5 S, 14 cm, 5 1/2"



**3023**  
Cleveland  
No. 5 S, 17 cm, 6 3/4"



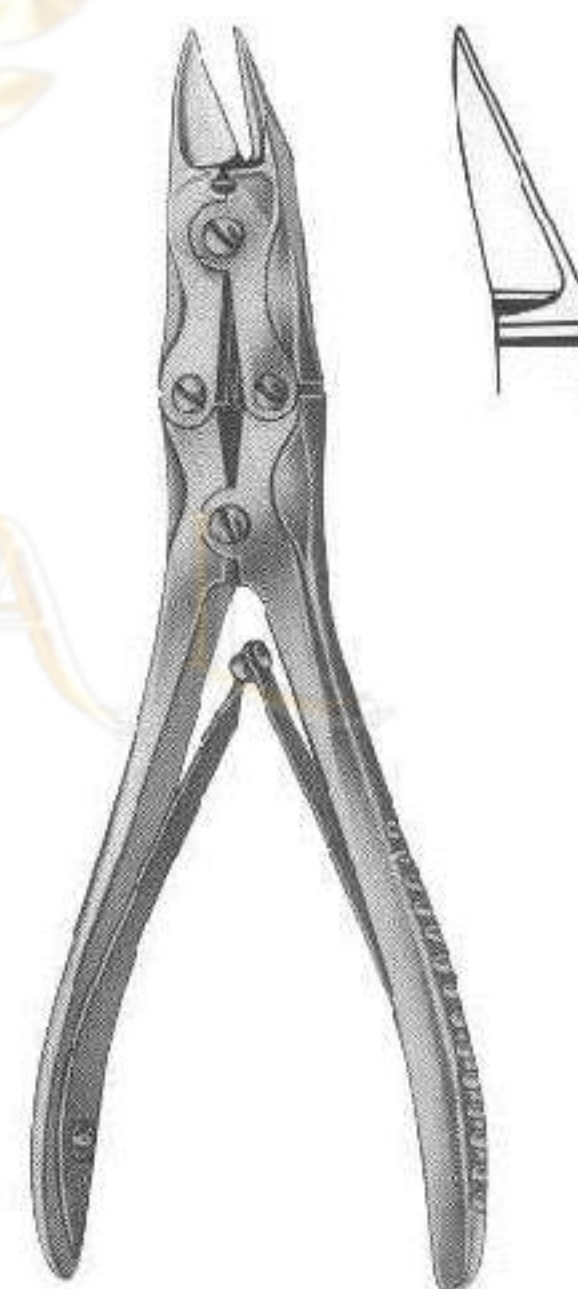
**3024**  
No. 18, 15 cm, 6"



**3025**  
Cleveland  
16 cm, 6 1/4"



**3026**  
Gardner  
16 cm, 6 1/4"



**3027**  
Liston-mini  
15 cm, 6"





# Bone Elevators



**3100**  
Williger  
16 cm, 6 1/4"

**3101**  
Henahan  
17 cm, 6 3/4"



**3102**  
Freer  
19 cm, 7 1/2"

**3103**  
Bennet  
17 cm, 6 3/4"

**3104**  
Seldin  
19 cm, 7 1/2"

**3105**  
Seldin  
19.5 cm, 7 3/4"





# Bone Files and Chisels



**Buckley**  
15 cm, 6"



**3106**  
No.1  
3mm



**3107**  
No. 2  
4mm



**3108**  
No. 3  
5mm



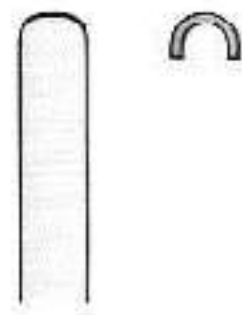
**3109**  
No. 4  
4mm



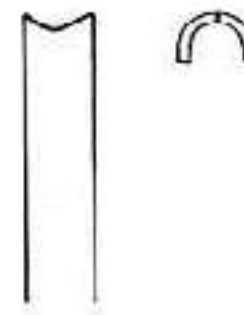
**3110**  
No. 5  
4mm



**3111**  
Killian  
16 cm, 6 1/4" 5 mm



**3112**  
Killian-Claus  
16 cm, 6 1/4" 5 mm



Obwegeser



**3113**  
2,5 mm



**3114**  
4 mm



**3115**  
Miller  
No.10C



**3116**  
Miller  
No.11C



**3117**  
Miller  
No.12C



**3118**  
Miller  
No.13C







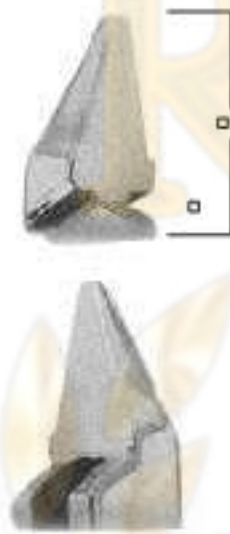
# Pliers for Orthodontics




Pinze per formare loops  
Loops forming pliers



**3200**  
Adams  
Adams pliers for bending  
wires up to 0,7mm. (.28").



**3201**  
Adams  
Adams pliers for bending  
wires up to 0,7mm. (.28").



**3202**  
Adams  
Tweed loop forming pliers.  
For forming loop in wires up  
to 0,56 mm. (.22").



**3203**  
Adams  
Aderer three jaws bending  
pliers. For wires up  
to 0,7 mm. (.28").



**3204**  
Adams  
Aderer three jaws bending  
pliers. For wires up to 0,7 mm.  
(.28").







## Ligature Cutter Pliers



**3205**

Micro-miniature light wire cutter. It cuts soft ligature wires. For use in caso of limited access. Caution: maximum cutting capacity: soft ligature wire up to 0,30 mm. (.012").



**3206**

Wire cutter. For ligature wires and pins. It is strong enough to bend archwire ends after distal cutting. Maximum cutting capacity up to 0,56 x 0,7 mm. (.022" x .028").



**3207**

Wire cutter. For ligature wires and pins. It is strong enough to bend archwire ends after distal cutting. Maximum cutting capacity: up to 0,9 mm. (.036").



**3208**

Wire cutter. For ligature wires and pins. It is strong enough to bend archwire ends after distal cutting. Maximum cutting capacity: up to 1,5 mm. (.044").





# Pliers for Orthodontics



Pinze per formare laboratorio  
Laboratory pliers



3209

Flat nose pliers with smooth beaks for bending wires up to 0,7 mm. (.028").



3210

Bending wires up to 0,7 mm. (.028").



3211

Bending wires up to 0,7 mm. (.028").



3212

Bending wires up to 0,7 mm. (.028").





# Pliers for Orthodontics



**3213**  
Nance

Nance loop closing pliers, for bending of stop loops and special for Adams' clasps. Wires up to 0,7 mm. (.028").

**3214**  
Nance

Universal pliers for bending wires up to 0,9 mm. (.035") or cutting up to 0,7 mm. (.028").



**3215**

Stainless steel pliers tray standard dimensions



**3216**  
Universal

Universal pin roughening, cutting and bending pliers. Forwires up to 0,9 mm. (.035"). Will cut wires up to 0,7 mm. (.028").





# Pliers for Orthodontics



## Utility and specialty pliers



**3217**  
Reynolds

Reynolds contouring pliers.



**3218**  
Reynolds

Lingual arch pliers used to form double and triple back bends in 0,7 mm (.028") or 0,9 mm (.035") wire for insertion in lingual sheaths.



**3219**  
Weingart

Weingart pliers with serrated points.



**3220**  
De La Rosa

De La Rosa arch forming pliers. Designed to form and contour arch wires on round or rectangular wire. The beak has grooves of 0,4 mm (.016"), 0,46 mm (.018") and 0,56 mm (.022").



**3221**  
De La Rosa

Arch forming pliers with a non grooved contouring surface the forming of precise arches.







# Pliers for Orthodontics



## Loop formare pliers



**3222**  
Waldsachs

Waldsachs universal pliers for bending wires up to 1,0 mm. (.039") or cutting up to 0,7 mm. (.028").



**3223**

Round and Concave pliers for loop forming and bending of thin round and square wires up to 0,5 mm. (.020").



**3224**  
Tweed

Tweed loop Forming Pliers. For round or rectangular wires up to 0,56 x 0,7 mm. (.022" x .028"). Replaceable cylindrical beak with three sizes: 1,15 mm. (.045), 1,50 mm. (.059"), 1,90 mm. (.075"). Concave beak with slight parallel serrations, to keep the wire in proper position.



**3225**  
Tweed

Tweed Loop Forming Pliers. For making perfect Omega Loops with round or rectangular wires up to 0,56 x 0,7 mm. (.022" x .028"). The concave beak is exactly the same as pliers 5809-1



**3226**  
Tweed

Single diameter loop forming pliers. Wire up to 0,56 x 0,7 mm. (.022" x 0.28"). Replaceable concave beak has only one diameter section of 1,50 mm. (.059").





# Pliers for Orthodontics



## Distal end cutters

## D.B. bracket remover pliers



**3227**

Distal end cutter -safety hold- a precision cutter designed for distal arch cutting in the patient's mouth. It cuts hard wires and holds the loose distal end preventing any damaging of oral tissue. Maximum cutting capacity rectangular wires up to 0,56 x 0,7 mm. (.022" x .020").




**3228**

Micro- distal end cutter - safety hold-. Similar to 3227



**3229**

Direct bonding bracket remover (wide). The removal grip firmly for easy incisal-gingival (vertical) use or, if needed, for mesial-distal (horizontal) use with the same ease.



**3230**

Direct bond attachment remover (angled). For removing all bonded attachments. May be used mesial-distal-horizontal) or incisal-gingival (vertical) in anterior areas. Angled perfectly for easy access to difficult posterior areas.





# Pliers for Orthodontics

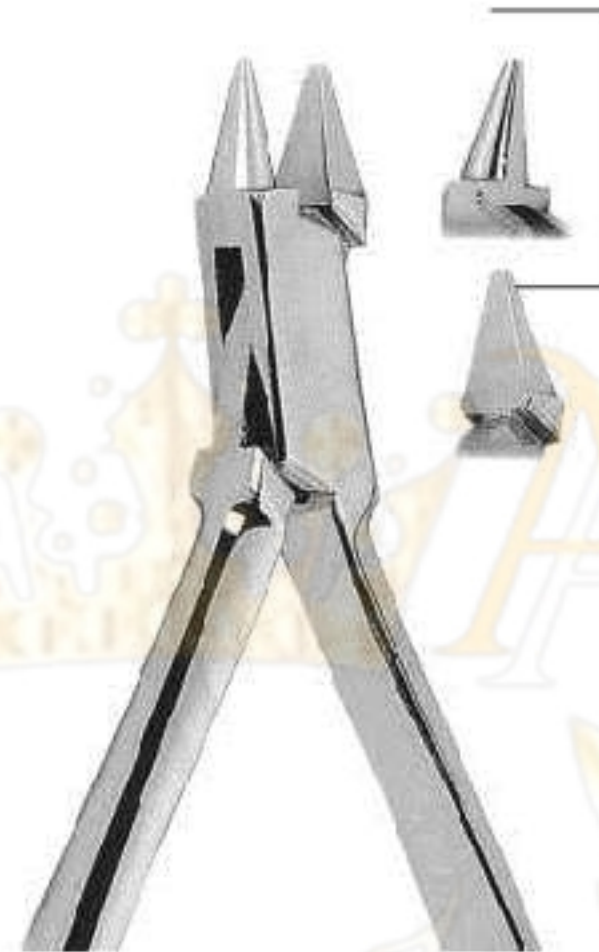


## Bird beack pliers



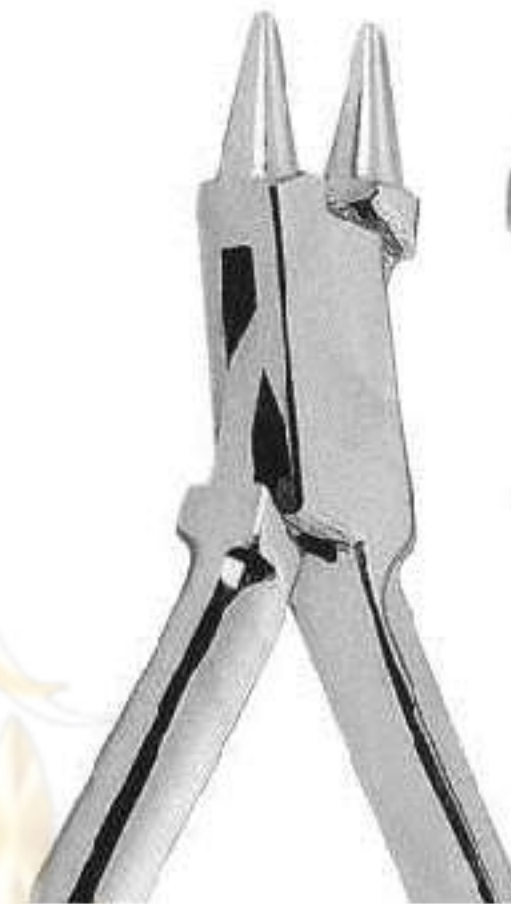
**3231**

Wire bending pliers. For wires up to 0,9 mm. (.036").



**3232**

Bird Beak Angle pliers for bending round, square or rectangular wire up to 0,7 mm. (.028").



**3233**

Double rounded jaw wire bending pliers. For wires up to 0,7 mm. (.028").



**3234**

Bird beak pliers for bending round, square or rectangular wire up to 0,7 mm. (.028"). With cutter.



**3235**

Double rounded jaw wire bending pliers. For wires up to 0,7 mm. (.028").



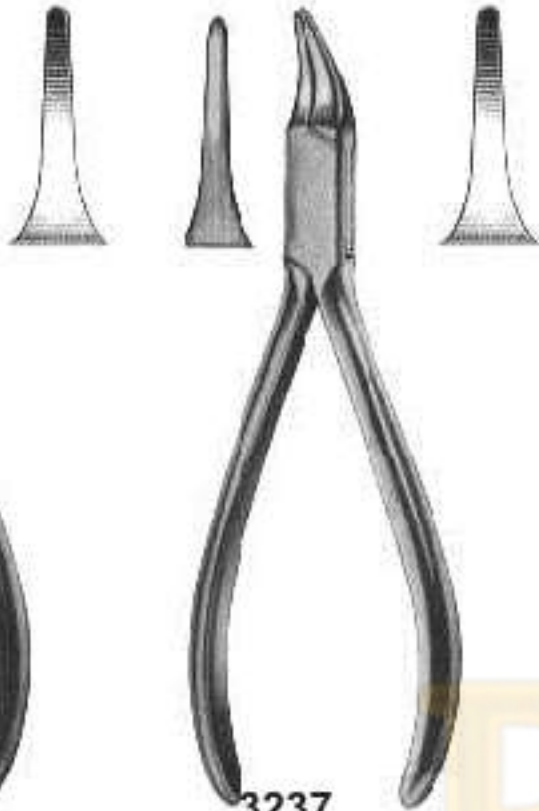




# Pliers For Orthodontics and Prosthetics



**3236**  
USA Model  
125 mm



**3237**  
Waldron  
125 mm



**3238**  
How  
140 mm



**3239**  
How  
145 mm



**3240**  
Adams  
125 mm



**3241**  
Angle  
125 mm



**3242**  
young  
130 mm



**3243**  
Nance  
130 mm



**3244**  
Weingart  
140 mm



**3245**  
Johnson  
130 mm



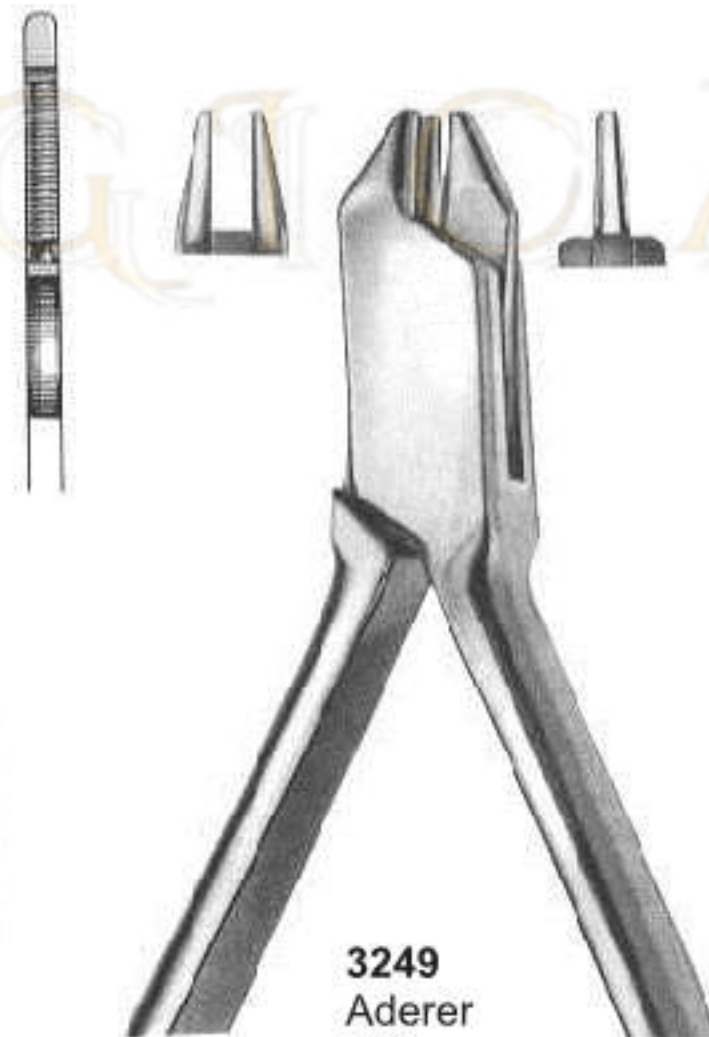
**3246**  
Mc Kellops  
155 mm



**3247**  
Universal  
150 mm



**3248**  
Waldsachs  
155 mm



**3249**  
Aderer  
125 mm



**3250**  
Nance  
130 mm





# Pliers For Orthodontics and Prosthetics



**3251**  
Langenbeck  
140 mm



**3252**  
Langenbeck  
130 mm



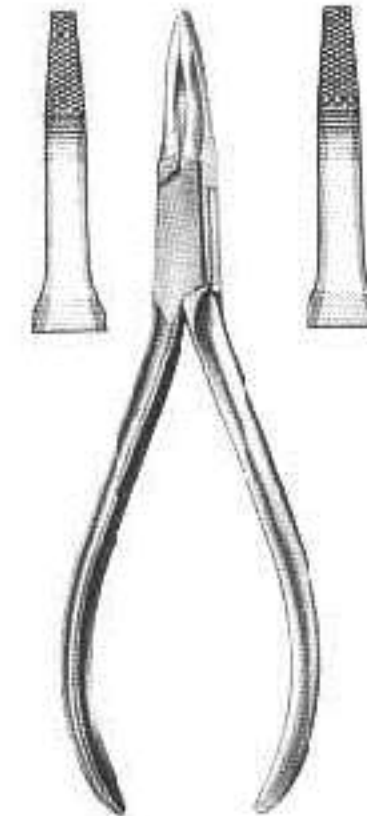
**3253**  
Langenbeck  
130 mm



**3254**  
Peeso  
125 mm



**3255**  
Goslee  
125 mm



**3256**  
Fischer  
140 mm



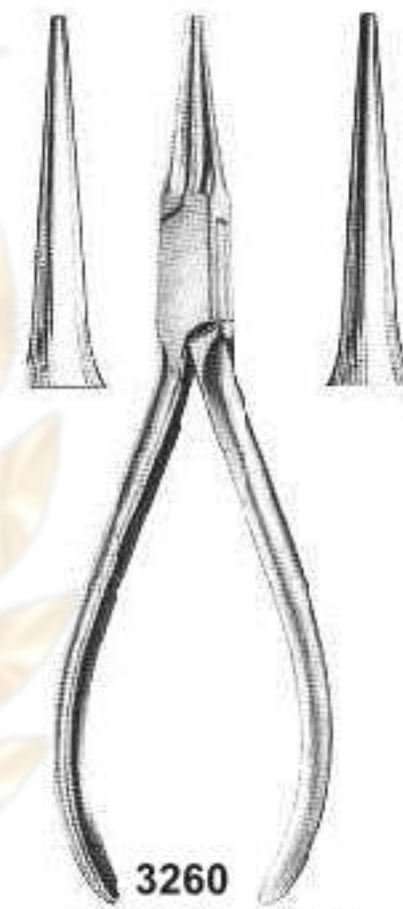
**3257**  
Andresen  
130 mm



**3258**  
Schwarz  
130 mm



**3259**  
MSY  
130 mm



**3260**  
Langenbeck  
125 mm



**3262**



**3263**



**3264**



**3265**



**3266**



**3267**




**3268**





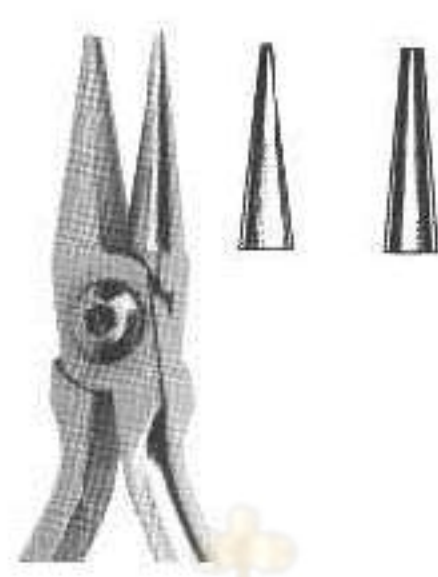
# Pliers For Orthodontics and Prosthetics



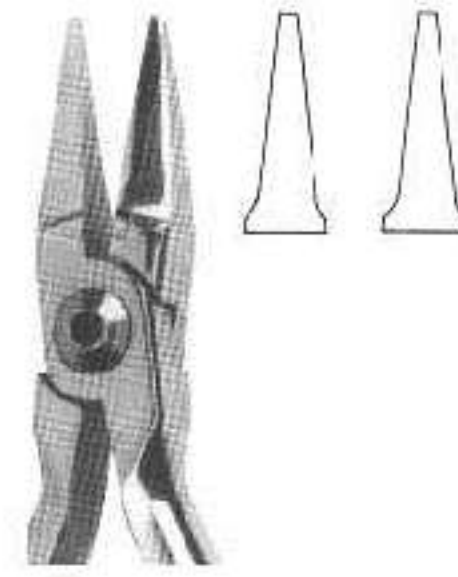
3269



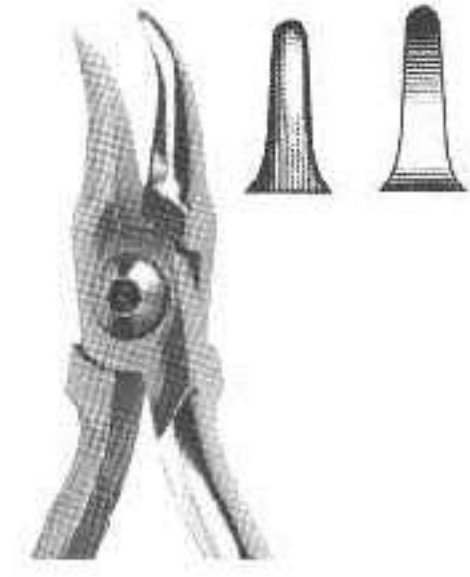
3270




3271



3272



3273



3274



3275



3276



3277



3278



3279



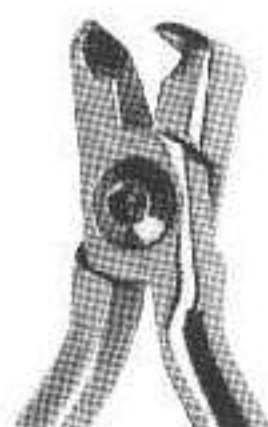
3280



3281



3282



3283



3284



3285



3286





# Stainless Steel Impression Trays



All Impression Trays Upper & Lower Type  
are available in S, M, L & XL Sizes



**3300**  
"HYDRO-LOCK"  
stainless steel  
water-cooled  
impression trays  
with retention rim.



**3301**  
"HYDRO-LOCK"  
stainless steel  
water-cooled impression  
trays with retention rim.



**3302**  
"NEW SUPER"  
stainless steel  
impression trays  
with retention rim.



**3303**  
"NEW SUPER" stainless  
steel impression trays  
with retention rim.



**3304**  
"ANATOMIC" solid  
regular stainless  
steel impression  
trays without  
retention rim.



**3305**  
"ANATOMIC" solid regular  
stainless steel impression  
trays without retention rim.



**3306**  
Perforated-total denture  
stainless steel  
impression trays with rim.



**3307**  
Perforated-total denture  
stainless steel  
impression trays with rim.





# Stainless Steel Impression Trays



All Impression Trays Upper & Lower Type are available in S, M, L & XL Sizes



**3308**  
"PERMA-LOCK" solid regular stainless steel impression trays with retention rim.



**3309**  
"PERMA-LOCK" solid regular stainless steel impression trays with retention rim.



**3310**



**3311**



**3312**



**3313**



**3314**



**3315**

## PACKINGS



**3316**  
Set of six



**3317**  
Set of Eight



**3318**  
Solid stainless steel anterior depressed impression trays with retention rim.



**3319**



**3320**



**3321**



**3322**



**3323**



**3324**



**3325**  
Solid stainless steel anterior depressed impression trays with retention rim.





## Stainless Steel Impression Trays



All Impression Trays Upper & Lower Type  
are available in S, M, L & XL Sizes



**3326**  
Fig. 0 per bambini - for children



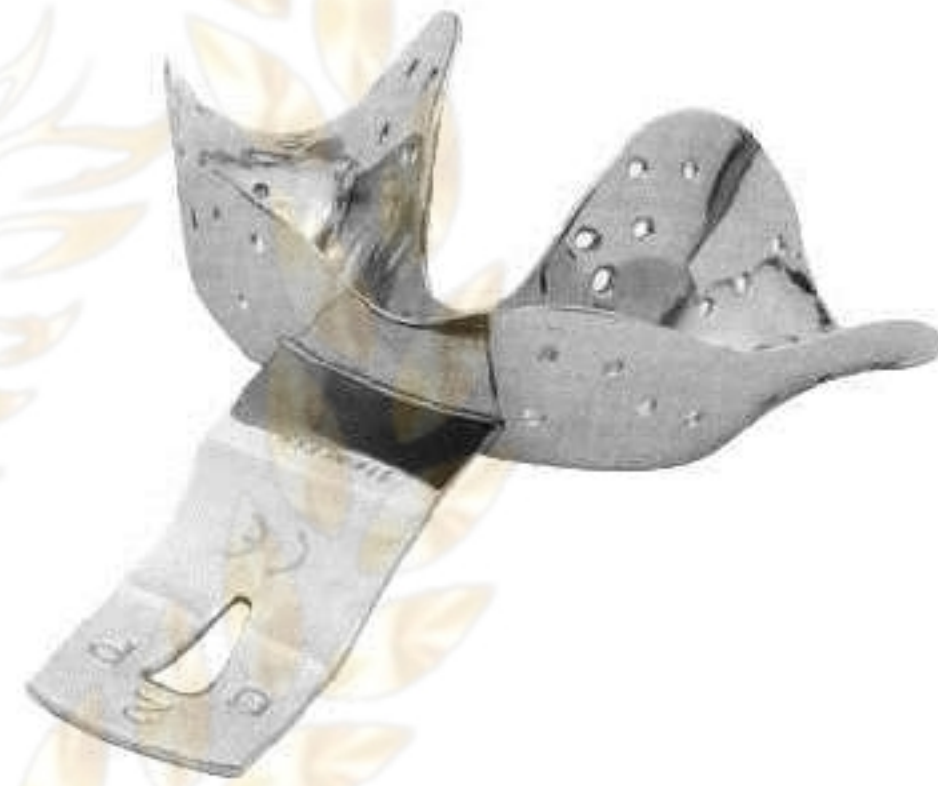
**3327**  
For narrow toothed upper jaws



**3328**  
Fig. 0 per bambini - for children



**3329**  
For partially toothed upper jaws



**3330**  
For partially toothed lower jaws



**3331**  
For edentulous upper jaws



**3332**  
For edentulous lower jaws





# Stainless Steel Impression Trays



All Impression Trays Upper & Lower Type are available in S, M, L & XL Sizes



**3333**  
Solid total denture stainless steel impression tray with rim.



**3334**  
Solid total denture stainless steel impression tray with rim.



**3335**  
"PERMA-LOCK" perforated regular stainless steel impression trays with retention rim.



**3336**  
"PERMA-LOCK" perforated regular stainless steel impression trays with retention rim.



**3337**  
Perforated stainless steel anterior depressed impression trays with retention rim.



**3338**



**3339**



**3340**



**3341**



**3342**



**3343**



**3344**  
Perforated stainless steel anterior depressed impression trays with retention rim.



**3345**  
Perforated stainless steel impression trays without retention rim for complete denture.



**3346**  
Perforated stainless steel impression trays without retention rim for complete denture.





# Articulators



3400



3401



3402



3403



3404



3405






# Articulators




3406



3407




3408



3409





**3500**  
**ENDODONTIC BOX**



**3501**  
**STERILIZING BOX**  
Available in dif. sizes  
17x17x3 cm  
20x10x4 cm  
25x12x6 cm  
30x14x6 cm



**3502**  
**ENDO TRAY BOX**



**3503**  
**COTTON DISPENSER**



**3504**  
**ALCOHOL LAMP**

## Sterilizing Drums



**3505**



**3506**



**3507**





## Sterilizing Boxes



3508



3509



3510

## Sterilizing Boxes



3511



3512



3513



3514



3515



3516

## FORCEP AND THERMOMETER JARS

## COTTON DISPENSER



3517  
IRRIGATOR(Douch can)



3518  
MEASURING JUG



3519  
KIDNEY TRAY





# Dental & Surgical Hollowares



3520  
FORCEP JAR



3521  
GALLIPOT WITH & WITHOUT LID



3522  
SPITTEN MUG



3523  
SPIRIT LAMP



3524  
Perforated Tray



3525  
Perforated Base



3526  
Solid Base



3527  
Instruments Tray



3528  
Instruments Tray



3529  
Instruments Tray  
(Perforated)



3530  
Instruments Tray Shallow  
(Mayo)



3531  
Scalers Tray



3532  
Cathetar Tray